



Distr.: General
4 November 2020

Original: English



**United Nations
Environment Assembly of the
United Nations Environment
Programme**

**Ad hoc open-ended expert group
on marine litter and microplastics**

Fourth meeting

Online, 9-13 November 2020

Item 4 (a) of the draft provisional agenda¹
stocktake of existing activities and action
(subparagraph 7a)

**Report on the stocktake of existing activities and action towards the
long-term elimination of discharges into the oceans to reduce
marine plastic litter and microplastics**

Note by the Secretariat

1. The ad hoc open-ended expert group on marine litter and microplastics (AHEG) was established through United Nations Environment Assembly resolution 3/7 paragraph 10. Its mandate was extended through UNEA resolution 4/6 paragraph 7, which also requested the group to, amongst other things, through subparagraph 7(a):

“Take stock of existing activities and action by governments, regional and global instruments, international organizations, the private sector, non-governmental organizations and other relevant contributors to reduce marine plastic litter and microplastics with the aim of the long-term elimination of discharge into the oceans”.

2. The third meeting of the ad hoc open-ended expert group on marine litter and microplastics further requested the Secretariat² to: Consider relevant work undertaken by UNEP, as well as other relevant existing bodies of work, such as information submitted as part of studies undertaken by, for example, the Group of 20, the Organisation for Economic Co-operation and Development, the Regional Seas Programmes and the Basel Convention; invite voluntary contributions to the stocktaking exercise through the survey tool or through other submissions - such contributions need not be exhaustive and may address any activity considered relevant by respondents; capture a wide

¹ UNEP/AHEG/4/1

² Outcome document from the third ad hoc open-ended expert group on marine litter and microplastics. Final version, 22 November 2019, Bangkok, Thailand.

https://papersmart.unon.org/resolution/uploads/aheg_3_outcome_document_0.pdf

range of activities while bearing in mind that the exercise would not be exhaustive ; and provide guidance for the submission process and provide support as needed.

3. This information document complements the working document UNEP/AHEG/4/2 and provides a greater level of detail on the results of the stock-taking exercise. The stock-taking exercise was carried out in order to gather information about ongoing and planned activities by stakeholder groups that address marine plastic litter and microplastics directly and indirectly. The stock-taking exercise feeds into e.g. the analysis of the effectiveness of existing and potential response options and activities contributing towards the long-term elimination of discharge of marine plastic litter and microplastics into the oceans.

Table of Contents

CHAPTER 1: Overview

- Introduction
- Rationale for stock-taking approach
- Data capture
- Overall stock-taking methodology
 - Procedure for recruitment of submitters
 - Submitters
 - Online survey
 - Narrative submissions
 - Materials: Online survey and survey design
 - Analysis methods
- Data received, quality assurance and data storage
- Accessing the results of the stock-taking exercise

CHAPTER 2: Results of the online stock-taking survey

- Overview
- Online survey: Methodology and types of action
- Results: Online survey
 - Submissions by organisation type
 - Submissions by duration of activity
 - Submissions by geographic focus
 - Results by type of action
 - Results by cross cutting themes
 - Geographic focus, environmental zone (Source to Sea)
 - Lifecycle phase
 - Pollutants and sector
 - Funding sources and partnerships
 - Impacts
 - Reporting and evaluation

CHAPTER 3: Results of the narrative submissions

- Overview of narrative submissions to the stock-taking
- Narrative submissions – Methodology
- Corpus of submissions
- Results: Narrative submissions
- Results: Policy frameworks and measures
- Results: Achievements and best practice

FINAL SUMMARY

APPENDICES

Chapter 1: Introduction

This section introduces the stock-taking, providing a rationale for its approach and explaining the overall stock-taking methodology.

Results of the stock-taking are described in the next sections, Chapter 2 and 3.

Chapter Subsections

Introduction

Data capture

Overall stock-taking methodology

Procedure for recruitment of submitters

Submitters

Online survey

Narrative submissions

Materials: Online survey and survey design

Materials: Narrative submission

Analysis methods

Data received, quality assurance and data storage

Accessing the results of the Stock-taking exercise

Introduction

4. This stock-taking exercise was prepared in order to gather information about ongoing and planned activities by stakeholder groups that address marine plastic litter and microplastics directly and indirectly. It is expected that this document will inform the discussions of the ad hoc open-ended expert group on marine litter and microplastics (AHEG).

5. The stock-taking, in order to provide a situational analysis, captures trends in actions that align with these recommendations.

6. An online survey tool was a novel method of submitting information to the stock-taking, its significance was that the actions were the focus of attention and were the unit of analysis (rather than literature or organisation type). Any organisation/entity could report on a series of actions taken. The survey aligned with the current thinking by collecting data on working with others (capacity building), technology, legislative or monitoring actions. It asked for submissions to provide details of:

- (a) the impacts of actions,
- (b) work on microplastics,
- (c) actions involving human behaviour,
- (d) materials and
- (e) innovation.

It specifically collected data on which part of the plastic lifecycle was targeted through actions. The online survey captured technology actions, and actions focused on design of products; plastics from packaging, single use items, textiles, cosmetics and personal care, tourism, fishing and shipping, information on financing and incentives, and bans. The stock-taking also collected data on the extent to which actions took a circular economy or systemic view.

7. As well as a survey, entities could submit to the stock-taking using the Group of Twenty (G20) template, by having a narrative submission response option available using the same template providing an opportunity to aligning the stock-taking exercise with prior work and reporting mechanisms. In sum, the approach aimed at providing a timely picture of the situation in practice (aligned with current priorities, knowledge and resolutions).

8. Divided into three chapters, this document reports on the findings of the stock-taking exercise. Chapter 1 outlines the methodology and how to access the results. Chapter 2 presents the overview of actions submitted via the online survey (December 2019 to July 2020), followed by an overview of results from the narrative submissions (Chapter 3).

Data Capture

9. To conduct the stock-taking exercise, governments, intergovernmental organizations, the private sector, non-governmental organizations and other relevant actors (hereafter called submitters) were invited to submit information on their existing actions and activities to reduce marine plastic litter and microplastics. These included e.g. the entities highlighted in the outcome document of the third meeting of the expert group (AHEG-3) such as UNEP, the Regional Seas Conventions and Action Plans, the Basel Convention and the Organisation for Economic Co-operation and Development (OECD). Actions were captured for the stock-taking via three routes (shown in Figure 1). Figure 1 shows data sources and where the data is available. Information could be entered using a dedicated online survey entitled ‘A Stocktake: Reducing Marine Plastic Litter and Microplastics’. This survey was open to submissions between 18 December 2019 and 31 July 2020. Information could also be submitted by completing a narrative template (‘Template for country updating (information sharing) for the implementation Framework for Actions on Marine Plastic Litter’) via the UNEA papersmart portal (see Appendices for template).

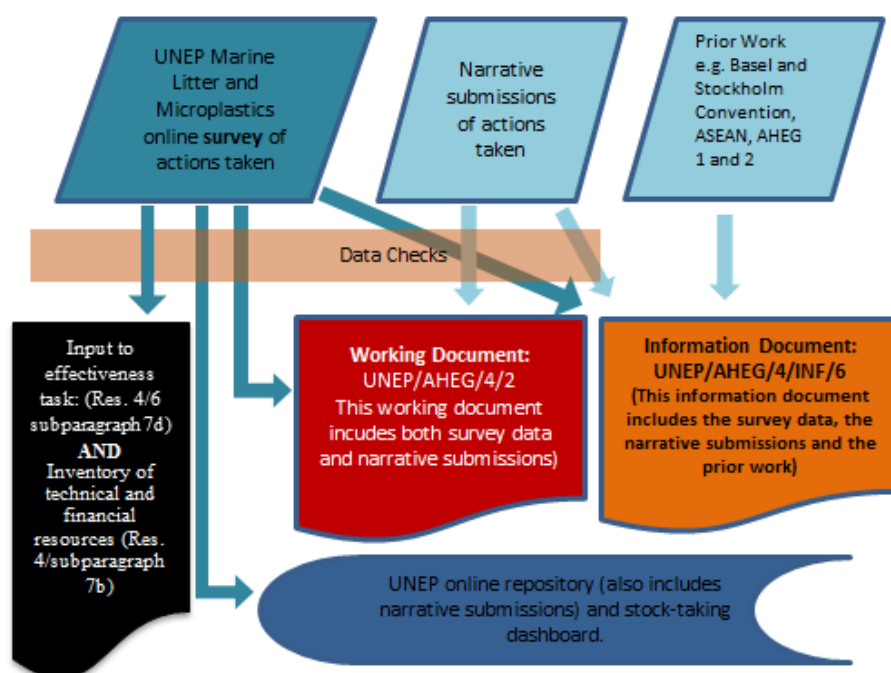


Figure 1: Overview of Stock-taking efforts and data flow showing the three routes of data capture and their relationship to the two reporting documents and online searchable platform.

Overall stock-taking methodology

Procedure for recruitment of submitters

10. Recruitment of submitters to the stock-taking was undertaken in conjunction with UNEP through a series of events and communications. Following the third meeting of the ad hoc open-ended

expert group on marine litter and microplastics (AHEG-3), an invitation from the Chair of the ad hoc open-ended expert group was sent on 18 December 2019 to Member States and Major Groups and Stakeholders inviting them to provide inputs to the working documents for the fourth meeting, including voluntary inputs to the report on stock-taking through the web portal: <https://papersmart.unon.org/resolution/reporting-tool>.

11. The online survey and the narrative submissions portal were open to responses on 18 December 2019. In conjunction, invitations to Phase 1 were disseminated via social media between 17 and 19 January 2020. Phase 1 of data collection ended on 14 February 2020. A further series of invitations were extended between February and July 2020 to invite participants to Phase 2 of the stock-taking, and Phase 2 was closed on 31 July 2020.

12. A guidance document³ was made available via the papersmart portal on 18 January 2020 and linked to the survey. This document included information on the following:

- (a) background and objectives of the survey
- (b) why organisations should complete the survey
- (c) who the right person to complete the survey would be within their organisation
- (d) what information they would need to prepare
- (e) relevant definitions
- (f) Frequently Asked Questions (FAQs)

13. A dedicated email address⁴ for queries was provided in the webinars, guidance document and papersmart portal and was monitored throughout the survey period.

14. On 20 January 2020, a first webinar⁵ was held to explain the survey aims and procedure. This webinar was recorded and made available online via the papersmart page. Questions from participants were incorporated in the FAQ section of the guidance document. On 21 May 2020 a second webinar was held to communicate initial findings and invite more submissions, up to the deadline of 31 July 2020. Both webinars were recorded and made available online via the papersmart portal.

Submitters

Online survey submissions:

15. Two hundred and twenty-six submissions (from Phase 1 and 2) were received in total to the online survey (of which 220 were usable). At the end of Phase 1, the online survey had received 158 submissions. By the end of Phase 2, the online survey had received 226 submissions in total.

16. Submissions were received from Governments (51 submissions), UN entities (41 submissions), Major Groups and Stakeholders (32 submissions), Intergovernmental Organizations (21 submissions), and other stakeholders (75 submissions).

17. There were 5 organisations who submitted more than 5 actions:

- (a) California Ocean Protection Council (7 submissions)
- (b) HELCOM (13 submissions)
- (c) Ministry of the Environment, Japan (7 submissions)
- (d) UNDP (10 submissions)
- (e) UNEP (10 submissions)

In addition, 16 entries came from Brazilian entities.

Narrative submissions:

³https://papersmart.unon.org/resolution/uploads/guidelines_for_marine_plastic_litter_stocktake_survey_2_hs1.pdf

⁴ marinelitterstocktake@plymouth.ac.uk

⁵ January webinar can be accessed here: <https://vimeo.com/392396804>

18. Sixty-three submissions were received via the narrative submission route: 26 narrative submissions from Member States, 24 from Major Groups and Stakeholders, 2 from IGOs and 11 from UN entities. Additionally, submissions made direct to the G20 since 2018 were included, resulting in 13 further submissions (see Appendices for full list).

Materials: Online survey and survey design

19. The online survey was designed to be completed voluntarily by ‘governments, regional and global instruments, international organizations, the private sector, non-governmental organizations and other relevant contributors’ (UNEP/EA.4/Res.6/OP 7a) to capture existing actions and activities active since 1 January 2018 and taken ‘to reduce marine plastic litter and microplastics with the aim of the long-term elimination of discharge into the oceans’.

20. The survey was designed so that each submission had a focus of **one** action. Effectively, the action was the data unit (not the organization). Each respondent could submit many actions by completing the survey on repeated occasions.

21. The survey consisted of 45 questions about the action being reported. Questions were divided into the following sections:

- (a) General Information and Title, Description of Action
- (b) Type of Action
- (c) Geographical Zone
- (d) Source to Sea
- (e) Life Cycle
- (f) Impact
- (g) Type of Item or Contaminant Targeted
- (h) Target Sector
- (i) Funding
- (j) Duration of Action
- (k) Stakeholders
- (l) Systems/Circular Approach
- (m) Evaluation of the Action
- (n) Drivers and Motivation for Action
- (o) Partnerships
- (p) Goals, Priorities and connection with other climate /environmental issues.

22. On entering the survey and agreeing to the ethics/data protection statements⁶, the respondent first had to choose which category of action best described the action/activity they were reporting. Four main categories of action were used (highlighted below in bold) and with further subcategories supplied:

(a) **Legislation, Standards, Rules:** Official agreements, policy change or development, high-level strategy, legislation or regulations, voluntary commitments, new standard(s) or guideline(s), change in taxes/subsidies, subsidy/financial incentives, ban(s), package of measures combining incentives and infrastructure (e.g. deposit reward schemes).

(b) **Working with People:** Awareness raising and behaviour change (information campaign/ programme(s), community engagement, stakeholder engagement, citizen science, creative/arts events), education and training (curriculum development, professional training, lifelong learning, institutional development), workshops, conferences.

(c) **Technology and Processes:** New product design, change in service provision, environmental social planning, change in practice, change in operations, industrial or production standard, different environmental management of land based environments, different environmental management of aquatic environments, research and development (reducing the environmental impact, developing a new material, developing a new process, manufacturing and production, standards, waste

⁶ <https://plymouth.onlinesurveys.ac.uk/stocktake-reduce-marine-plastic-litter>

management, compostable plastic, bio-based plastic, biodegradable plastic), new infrastructure, the use of compostable plastic, the use of bio-based plastic, the use of biodegradable plastic.

(d) **Monitoring and Analysis:** Monitoring on or near the ocean surface/water column/seafloor/shoreline, biota/air, review and synthesis (environmental, economic, materials).

Materials: Narrative submissions

23. Narrative submissions followed the same method of reporting as developed by the G20 Ministerial Meeting on Energy Transitions and Global Environment for Sustainable Growth. In June 2019 their Implementation Framework outlined how to share information on ‘policies, plans and measures’ to be taken ‘or in line with G20’s 2017 Action Plan on Marine Litter’. The same document and template (see Appendices) was adopted for the narrative submissions in order to align with other reporting methods, aid comparability and avoid duplication of efforts. This used a document template that separated reporting into 4 headings: Policy Frameworks, Measures, Achievements and Best Practice.

Data received, quality assurance and data storage

24. As reported above, 226 submissions were received to the online survey, of which 220 were usable. Reasons for submissions not being usable were if they were duplicate submissions of the same action (for details, see data quality assurance section), or where the submitter had not agreed to the ethics statements and so were not able to proceed.

25. Data quality assurance was determined using a verification process which was carried out by research staff at four universities chosen to represent the UNEP regions. The process included checking all of the submissions to the online survey and the narrative submissions:

- **Check 1:** for possible aspects of **double counting** in the survey responses. This could be where a submitter had submitted more than once on the same action, where they might have selected questions reposes and also selected the ‘all of above’ option. Three submissions were duplicates either because two different submitters reported the same action, or they had reported twice and asked for one version to be deleted by the stock-taking team.
- **Check 2:** for responses outside of the remit of the stock-taking.
- **Check 3:** for obvious mismatches along the submissions or where one answer would not fit with other answers. This might be for example a choice of action category not fitting with the description of the action (e.g. a theatre performance categorized as technology and processes action). Twelve submissions were found in which respondents had chosen a main category of action (question 9) and chosen the same for the secondary categories of action that best described their action. Twenty submissions were scrutinised for potentially mismatched questions but found to be valid submissions.

It should also be noted that some survey responses were also included in the narrative submissions (16 actions). This is not a double count, as the data is not included twice in the reporting of survey responses and the narrative submissions were separated and the data they contain presented differently.

26. Several submissions stated that they would submit various actions but did not do so. The verification process enabled submissions (both survey and narrative) in languages other than English, to be translated so that data could be harvested.

27. Survey data (csv file, SPSS and Excel) are stored on University of Plymouth servers and laptops (UoP are the data processors, UNEP are the data controllers), password protected and backed up regularly. There are two sets of data: a) personal contact data and b) data on the actions and activities. Participants confirmed during the survey that the latter data on actions and activities can be made publicly available. The latter data are shared for the searchable online platform (see Figure 1).

Accessing the results of the Stock-taking exercise

28. Insights and data from the stock-taking is accessible from four sources (Figure 1):

(a) Working Document UNEP/AHEG/4/2 contains a summary of the stock-taking of existing activities and actions and an overview of the narrative submissions.

(b) This Information Document (UNEP/AHEG/4/INF/6)

(c) An interactive dashboard visually represents the stock-taking of actions via a number of key attributes, such as focus from source-to-sea, category of action, lifecycle phase. Moreover, the interactive dashboard also enables comparison on country/region level and downloading of the visuals or survey input. The dashboard represents reported actions and can be accessed via: <https://environmentassembly.unenvironment.org/stock-take-dashboard>. The demo of the dashboard, shared in the regional consultations, can be found here: <https://vimeo.com/451466296>.

(d) A UNEP online searchable inventory platform will display the existing actions and activities by various parameters (e.g. by geographic location, category of action, sector etc.). The online repository has an open-access interface. It enables users to gain access to source documents and additional information per action, such as reports or URLs to project websites. Similar to the dashboard, the online repository contains a customized filter which allows to search for actions on a number of topics. The online repository includes reported actions and can be accessed via: <https://environmentassembly.unenvironment.org/stocktaking-online-repository>. The demo of the online repository, shared in the regional consultations, can be found here: <https://vimeo.com/451477034>

Note: To be able to find the narrative submissions on the platform, please search for the word 'Narrative' in the search bar.

Chapter 2: Results of the Online Survey

This chapter provides an overview of information submitted to the online survey. Two hundred and twenty actions were reported. The results in this chapter are from numerical data and illustrated in graphics, where appropriate.

Results of the narrative submissions are described in the next section, chapter 3.

Chapter Subsections

Overview

Results: Online survey

Submissions by organisation category

Submissions by duration of activity

Submissions by geographic focus

Results by category of action

Results by cross cutting themes

Geographic focus and environmental zone (Source to Sea)

Lifecycle phase

Pollutants and sector

Funding sources and partnerships

Impacts

Reporting and evaluation

Overview

Methodology and Categories of Action

29. The focus of the stock-taking was on the action taken to address marine plastic litter and microplastics. Furthermore, the survey questions were divided into sections. On entering the survey and agreeing to the ethics/data protection statements (see link to survey⁷), the respondent first had to choose which **category of action** best described the reported action. Four main categories were used with further subcategories supplied:

(a) **Legislation, Standards, Rules:** Official agreements, policy change or development, high-level strategy, legislation or regulations, voluntary commitments, new standard(s) or guideline(s), change in taxes/subsidies, subsidy/financial incentives, ban(s), package of measures combining incentives and infrastructure (e.g. deposit reward schemes).

(b) **Working with People:** Awareness raising and behaviour change (information campaign/ programme(s), community engagement, stakeholder engagement, citizen science, creative/arts events), education and training (curriculum development, professional training, lifelong learning, institutional development), workshops, conferences.

(c) **Technology and Processes:** New product design, change in service provision, environmental social planning, change in practice, change in operations, industrial or production standard, different environmental management of land based environments, different environmental management of aquatic environments, research and development (reducing the environmental impact, developing a new material, developing a new process, manufacturing and production, standards, waste management, compostable plastic, bio-based plastic, biodegradable plastic), new infrastructure, the use of compostable plastic, the use of bio-based plastic, the use of biodegradable plastic.

(d) **Monitoring and Analysis:** Monitoring on or near the ocean surface/water column/sea floor/shoreline, biota/air, review and synthesis (environmental, economic, materials).

⁷ <https://plymouth.onlinesurveys.ac.uk/stocktake-reduce-marine-plastic-litter>

30. Note that for the purpose of the online survey, the UNEP/AHEG/2019/3/2 terminology was amended slightly to make it more accessible to respondents, following feedback and discussion at the AHEG-3 meeting in November 2019. The ‘normative’ category of action was renamed ‘legislation, standards, rules’; ‘capacity building’ was renamed ‘working with people’, and ‘evidential’ was labelled ‘monitoring and assessment’. Further, ‘technology and processes’ were added as a new category of action to facilitate the synergies and coordination with the preparation of the report “Summary of the Inventory of technical and financial resources and mechanisms for supporting countries in addressing marine plastic litter and microplastics” (UNEP/AHEG/4/3).

Results: Online survey

Submissions by organisation category

31. Submissions received reported 220 existing actions towards the long-term elimination of discharges into the oceans. They came from the following entities:

- (a) 51 Government submissions (national and local)
From Brazil, California (Ocean Protection Council), Cambodia, Colombia, Ecuador, Finland (Finnish Environment Institute, City of Helsinki, Finland Environmental protection), Germany, India, Japan, Kenya, Kyrgyzstan, Montenegro, Morocco, United States (Environment Protection Agency (EPA), National Oceanic and Atmospheric Administration (NOAA)), and Venezuela.
- (b) 51 Government submissions (national and local)
From Brazil, California (Ocean Protection Council), Cambodia, Colombia, Ecuador (including the Galapagos), Finland (Finnish Environment Institute, City of Helsinki, Finland Environmental protection), Germany, India, Japan, Kenya, Kyrgyzstan, Montenegro, Morocco, United States (Environment Protection Agency (EPA), National Oceanic and Atmospheric Administration (NOAA)), and Venezuela.
- (c) 41 UN entity submissions
From 11 UN entities, e.g. UNEP, Basel, Rotterdam and Stockholm Convention, UN Habitat, UNDP, UNESCAP, UNICEF, UNICEF Libya, UNIDO, IOC UNESCO Environment and Conservation Division, Oceanographic Institute.
- (d) 32 Major Groups and Stakeholders submissions
From diverse entities, including charities, trusts and foundations.
- (e) 21 Intergovernmental Organisations submissions
From various entities, including: COBSEA, PERSGA, IUCN, and HELCOM.
- (f) 75 Other Stakeholders submissions.

Note: Detailed information on the submissions received can be accessed through the UNEP online repository⁸.

Please note entities could submit more than one action (e.g., Japan submitted six actions). Also note that entities submitted via the narrative submissions.

⁸ <https://environmentassembly.unenvironment.org/stocktaking-online-repository>

Submissions by duration of activity

32. One hundred and four actions were continuous with a longer than 3-year duration, 65 were between 1 to 3 years duration, 12 were less than one year and 23 were a single event (with 16 'other' or 'not applicable' responses).

Submissions by geographic focus

33. The geographical focus of actions and activities was reported as follows: 70 national actions (covering one entire country), 54 sub-national actions (covering part of one country), 30 transnational (including bilateral actions), 26 global, 20 regional actions. There were 4 global actions which, although global in scope, had actions ongoing in specific areas and 16 'other' category actions, which were described as, for example, actions affecting only schools or smaller areas, individual cities or communities, or a particular sea.

Actions and activities were mapped to show the frequency of actions in different countries (Figure 2).



Figure 2: Pinpoints indicate locations by country for which at least ONE existing action was reported. Blue pins indicate UN locations of actions. The maps on this website are intended to visualize geographically the locations reported in the stock-taking survey. The designations employed and the presentation of material on this map do not imply the expression of any opinion whatsoever on the part of the Secretariat of the United Nations concerning the legal status of any country, territory, city or area or of its authorities, or concerning the delimitation of its frontiers or boundaries

Results by category of action

34. Out of 220 actions reported, the most frequent category of action (existing since 1 January 2018) was working with people (44% actions), then legislation, standards, rules (24% of all actions), then monitoring and analysis (17% of all actions) and finally technology and process (15% of all actions), see Table 1/Figure 3.

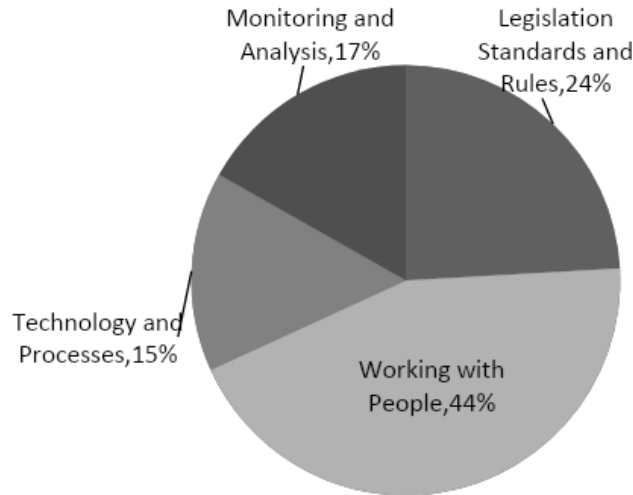


Figure 3: Actions submitted by category of Action

35. The categories of actions within the **working with people** category were predominantly awareness raising categories of actions and education, with workshops and conferences less frequent (Figure 4). The awareness raising, and behaviour change actions often involved community engagement (n = 70), information campaigns (n = 62), behaviour change campaigns (n = 60), stakeholder engagement (n = 55), creative arts events (n = 38) and citizen science (n = 25). Education and training actions involved training programmes (n = 29), lifelong learning (n = 27), institutional development (n = 26), professional skills training (n = 24), Curriculum development (n = 15). Curriculum development actions were aimed at tertiary higher education (n = 10), secondary schools (n = 10) and primary schools (n = 9) with other curriculum development aimed at postgraduate students and trainee journalists/adult clients.

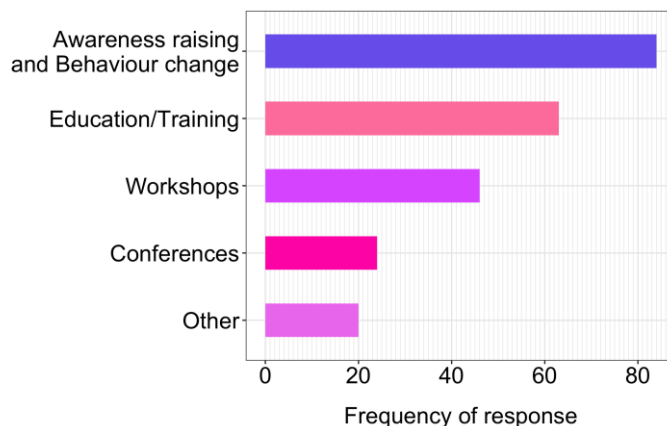


Figure 4: Types of actions and activities within the working with people category (Respondents could choose more than one of the sub-categories)

36. The most frequent actions mentioned within **legislation, standards, rule** were legislation or regulations, policy change or development with incentives and taxes or subsidies least frequent (Figure 5).

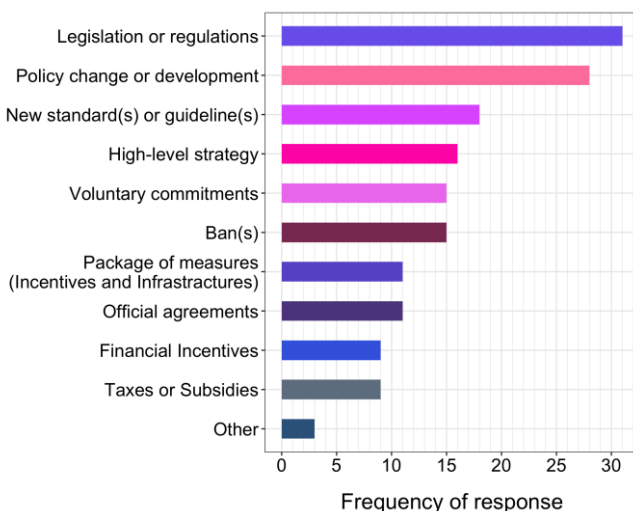


Figure 5: Type of actions and activities within the legislative, standards and rules category (Respondents could choose more than one of the sub-categories).

37. In terms of **technology and process actions**, changing practices and/or operations as well as new product design featured highly in the categories of actions taken, with industry or production standards and using bio-based, biodegradable or compostable technology actions mentioned least frequently (Figure 6). Whilst research and development (R & D) actions made up 6% of the total actions reported, much of that was focused on waste management, production processes and new materials as opposed to developing bio based plastics, biodegradable or compostable plastic (see Figure 7).

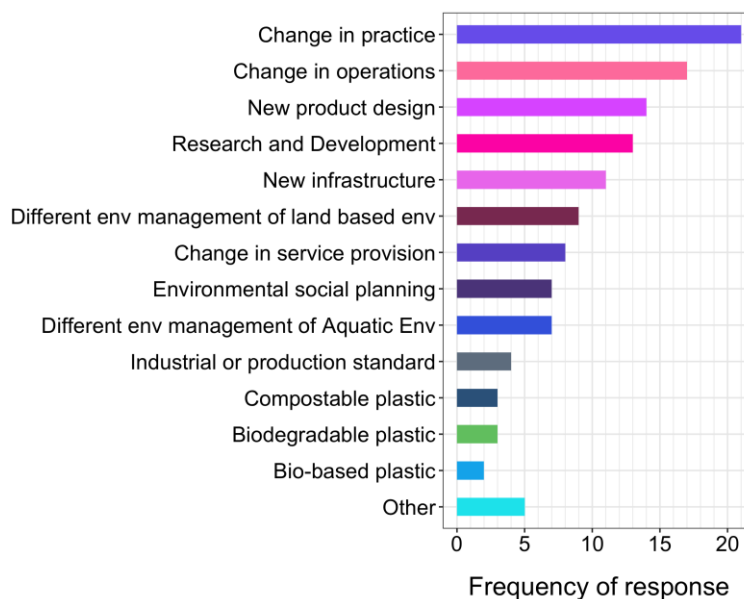


Figure 6: Type of actions and activities within the technology and process category (Respondents could choose more than one of the sub-categories). Other responses included the installation of plastics product recycling facilities and the substitution of expanded polystyrene (EPS) and extruded polystyrene (XPS) in article/improving collection and recycling schemes

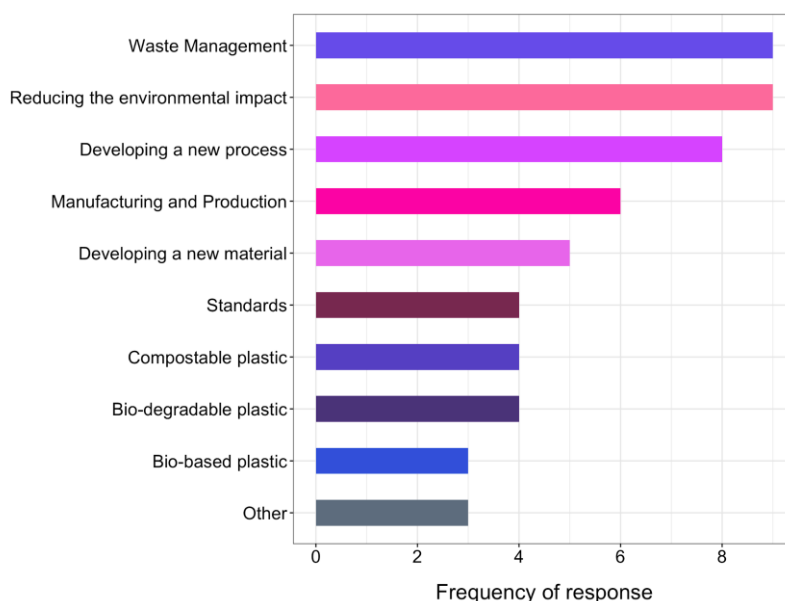


Figure 7: Type of Research & Development ongoing (Respondents could choose more than one of the sub-categories).

38. **Monitoring and analysis** actions were most frequent at the shoreline and least frequent in the air (Figure 8). Figure 8 also indicates a large number of respondents selected ‘other’ aspects of monitoring (n = 13). A closer look at the descriptions provided shows that this includes monitoring consumer behaviour, providing guidance to help countries analyse hotspots along the plastic value chain, analysis of waste streams generated by hotels, assessing plastic footprint methods, assessing litter on land and using socio-economic surveys on land, using risk assessment methodologies to assess the impact of marine plastic litter, developing standardised methods of identifying and characterising microplastics in the marine environment, for example. Most monitoring data was reported as being available to share, being available for free and open source (71% of monitoring actions) with only 10% of data from monitoring actions not available. However, many different monitoring protocols were being used (Table 1).

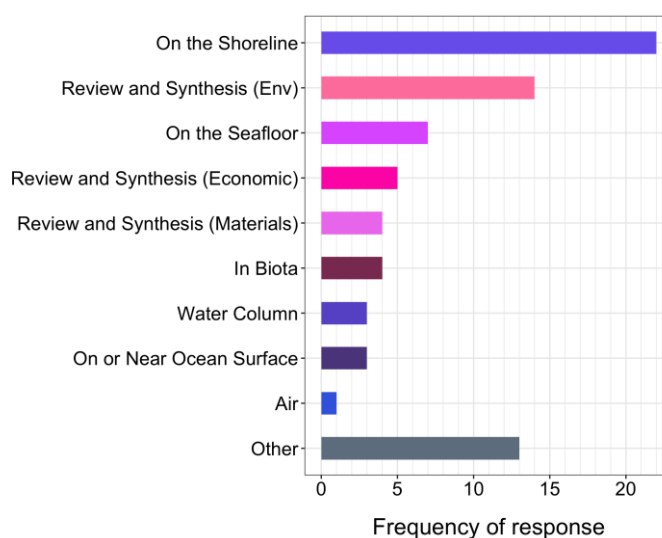


Figure 7: Type of actions and activities within the monitoring and analysis category (Respondents could choose more than one of the sub-categories)

<i>Type of Monitoring</i>	<i>Type of Protocol</i>
Monitoring on or near ocean surfaces	Own Protocol Observation Visual examination
Water Column	IMAP Protocols Plankton Pump (Liu et al., 2019) 30 liters surface river water poured into 335 µm mesh and analysed for microplastics and FTIR
Monitoring on the seafloor	Reef check Brazil protocol (adapted) Baltic International Trawl Survey (ICES) Collection of seafloor debris by fishing nets IMAP related protocols Observation UNEP/IOC Guidelines Cheshire et al., 2009
Monitoring on the shoreline	Adapted from Turra (2014) and GESAMP (2015) Categorising marine litter by weight (x 2) Categorising marine litter by type e.g. bottles, soft plastics, industrial, fishing gear etc. DeFishGear methodology (x 2) Jambecks's Circularity Assessment Protocol NOAA Protocol (Lippiatt, S., Opfe, S., Arthur, C., 2013) NOAA technical Memorandum (NOS-OR&R-46) NOAA marine debris shoreline survey filed guide Nova Scotia Beach Garbage Awareness Observation Kenya Wildlife Services Own protocol Field survey Reef check Brazil protocol (adapted) HELCOM monitoring guidelines IMAP related protocols UNEP/IOC Guidelines Cheshire et al., (2009) x 2 ICC
In Biota	DEFISHGEAR Own protocols Opportunistic sampling (gut, tissue, faeces)
Air	Atmospheric fallout

Table 1: Types of monitoring protocols in use.

Results by Cross Cutting Themes

39. In line with document UNEP/AHEG/2019/3/2, the major categories of actions (legislation, standards, rules; working with people; technology and processes and monitoring and analysis) were categorised into by four crosscutting themes; **Geographic Focus, Environmental Zone, Lifecycle Phase and Reporting and Evaluation.**

Geographic focus and environmental zone (Source to Sea)

40. Actions with a national or subnational geographic focus were the most frequent category of action taken (see Figure 1/ Table 2). For actions targeting different elements of the environmental zone, the legislation, standards, rules and working with people actions tended to focus more frequently on the urban environment and coastal zone. 'Monitoring and analysis' actions focused most frequently on the coastal zone. Technology and processes actions focused frequently on the urban environment and waste disposal sites.

	Legislation, standards, rules (LSR)	Working with People (WWP)	Technology & Processes (T&P)	Monitoring & Analysis (M&A)

Total Actions per Main Category (n = 220; respondents were asked to select one main category)	53	97	33	37
Geographic Focus (respondents were asked to select only one)				
Global	6	6	9	5
Global with elements in specific areas	1	1	1	1
Regional	7	9	2	2
Transnational	5	10	6	9
National	23	27	11	9
Sub-national	11	32	3	8
Other	0	12	1	3
Environmental Zone or 'Source to Sea' (respondents were asked to select all that apply)				
Mountains and Upland Area	7	8	3	2
Agricultural land/soil	6	7	4	2
Entire Water Catchment	13	14	7	3
Forests or Mangroves	7	15	3	3
Freshwater rivers and lakes	10	28	8	6
Urban Environment	21	42	11	8
Waste Disposal Sites	13	26	12	7
Coastal Zone	16	60	10	25
Maritime Area within Nat. Jurisdiction	15	31	4	9
Areas beyond Nat Jurisdiction	4	8	0	4
Open Ocean and High Seas	4	14	5	5
Air	1	2	0	0
All of the above	6	4	4	4
Not applicable	9	12	1	0
Other	8 ⁹	7 ¹⁰	6 ¹¹	9 ¹²

Table 2: Summary of situational analysis of the four major categories of activities and actions by four crosscutting themes (geographic focus, environmental zone and life cycle phase).

Lifecycle phase

41. In general, actions tended to focus at the end of the plastic lifecycle; on use / consumption and after use (sorting and management of plastics collected). There were fewer actions that targeted 'turning off the tap' by targeting the flow of plastic at its source. Table 1 and Figure 8 shows that fewer actions at the design, production, manufacture and raw material phase (Figure 8).

⁹ The Baltic Sea, Nova Scotia, Plastic value chain rather than places or areas.

¹⁰ Source waste reduction and prevention, waste from school compounds, sporting facilities

¹¹ The Baltic Sea, National marine environment, working with communities not zones

¹² Beaches, Coastal and Marine Areas within state jurisdiction, urban stormwater, freshwater litter, waste prevention, rural communities

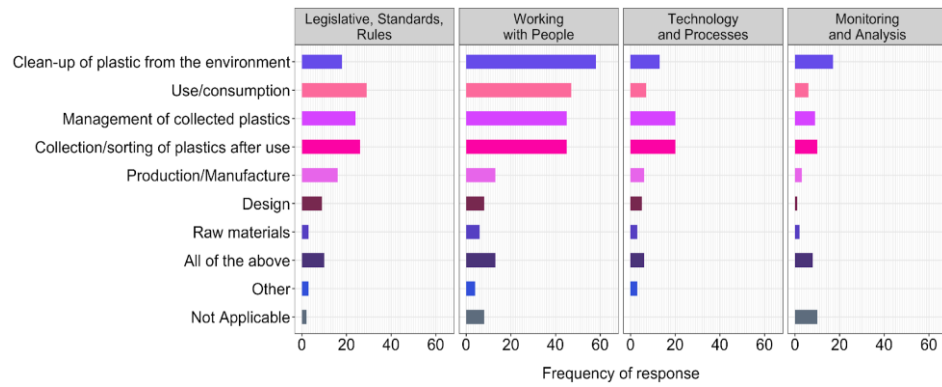


Figure 8: The specific part of the lifecycle/plastic supply chain which are targeted by action category¹³. (Respondents were asked to choose all that applied).

42. In terms of the 3R’s approach to eliminating flows of plastic to the ocean (**reduce, reuse and recycle plastics**), the ‘working with people’ and ‘legislation, standards, rules’ category actions had a reduce and reuse focus with ‘Technology and Processes’ actions focused on recycling (Figure 9).



Figure 9: Number of actions targeting Reduce, Reuse and/or Recycle (by category of action) Respondents were asked to choose all that applied.

¹³ Other responses included: Litter capture in the water catchment, preventing plastic entering stormwater, riverine environments, sources, pathways and hazards, and other aspects tailored to the situation.

Pollutants and sector

43. There was a stronger focus on targeting macroplastics than microplastics or additives across all categories of actions. Figures 10 and 11 show the category of macroplastic/microplastic items that are being targeted, with packaging, bottles, household items frequently targeted. Types of microplastic targets are in Figure 12. Figure 13 provides a frequency count of action for different sectors. Fewer actions were reported in the medical, automotive, construction, textiles and electrical industries compared to the agriculture, aquaculture fishing industries. Actions are frequent in the packaging, food beverages, and retail sectors.



Figure 10: Type of Pollutant targeted by Actions/Activity, by category of action. ('Other' category included actions targeting ALDFG, ELB, EPS and XPS and all waste, rather than plastic only). (Respondents were asked to choose all that applied).

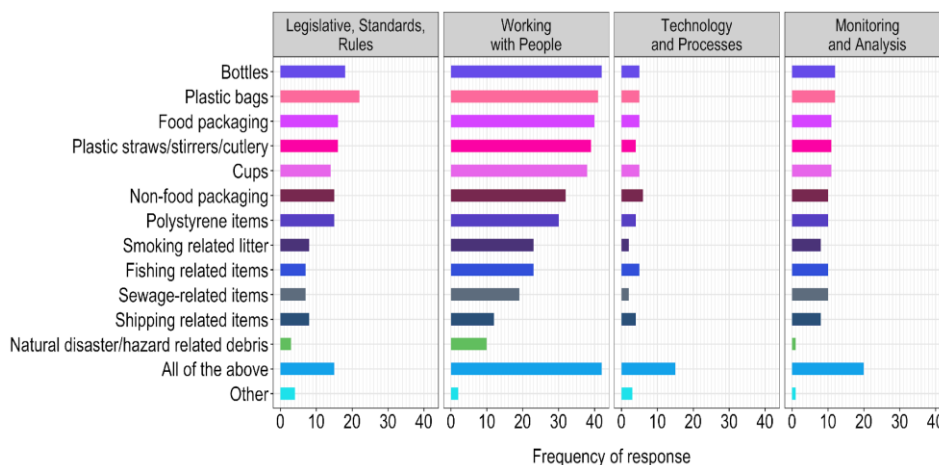


Figure 11: Type of macroplastic pollutant targeted by Actions/Activity, by category of action. ('Other' category included actions targeting ALDFG, ELB, EPS and XPS and all waste, rather than plastic only). (Respondents were asked to choose all that applied). ('Other' category included actions targeting Any single use plastic, SBR Rubber, Tetra packs, Aluminium, cans and Glass Bottles. Tyres, Urban Waste on streets and in stormwaters.). (Respondents were asked to choose all that applied).

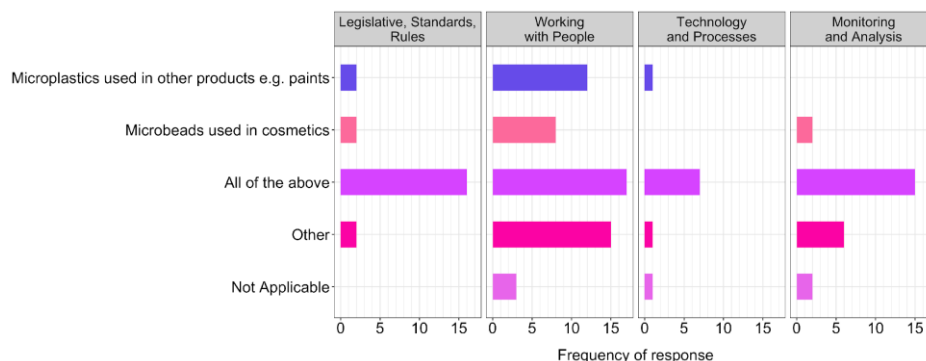


Figure 12: Type of Microplastic contaminant targeted by actions/activity, by category of action. (‘Other’ category included actions targeting fragmenting, microplastic wear and tear, microplastics in biota, secondary plastic, nurdles, pellets, SBR rubber,). (Respondents were asked to choose all that applied).

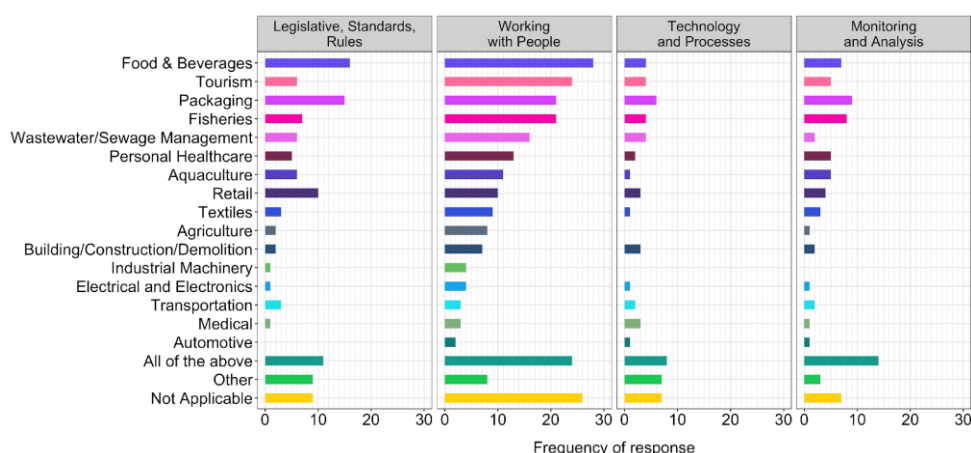


Figure 13: Type of specific sector targeted by Actions/Activity, by category of action. (‘Other’ category included actions targeting Any single use plastic, citizens and tourists, community awareness, domestic consumption, drinking water plants, industry, waste management and recycling, leisure boating, local government and material recovery facilities, schools and colleges. Sporting sector, storm water, holistic strategies. Respondents were asked to choose all that applied).

Funding sources and partnerships

44. Responsibility for actions was frequently attributed to public administrations, especially national ministries. These were important in implementing the actions reported across all categories of actions. The private sector and third sector organisations were frequently implementing actions which involve working with people. In contrast, multinational organisations were responsible for few actions (Table 3).

Who is responsible for the action implementation?	LSR	WWP	T&P	M&A	Total
Public Administration:	46	37	14	16	113
International body	9	8	5	5	27
National Ministry	31	22	11	12	76
Subnational Ministry	14	20	6	3	43
Other (expert working groups, waste management authority, university)	3	2	1	3	9
Private Sector	19	43	16	4	82
Multinational Corporation	7	11	9	1	28
National Corporation	16	13	7	1	37
Small-medium sized Enterprise	16	27	11	3	57
Other (University, Family Company, Individual)	14	3	0	1	18
Third Sector	11	54	13	12	90
Community based organization	9	22	8	6	45
Education sector	7	18	1	2	28
Other (Religious organization, individual, industry association).	0	8	0	1	9
Other type of organization (Mixed groups, EU funded groups, research groups, Academia, range of stakeholders, Environmental agency)	4	8	4	9	25

Table 3: Organisational responsibility for the implementation of the action, by category of action. Please not respondents could choose more than one category.

45. In terms of working with partners, 85% of working with people actions involved partnerships with other organisations, compared to 64% of legislation, rules actions, 76% of technology and processes actions and 73% of monitoring and assessment actions. Thirty-six actions reported having no partners and 16 reported partner involvement as not applicable. Partner organisations tended to be involved in actions that involved working with people. Industry partnered on more working with people's actions than on those that involved actions to change or develop technology and processes (Figure 14). Additionally, actions predominantly involved other stakeholders as well as partners.

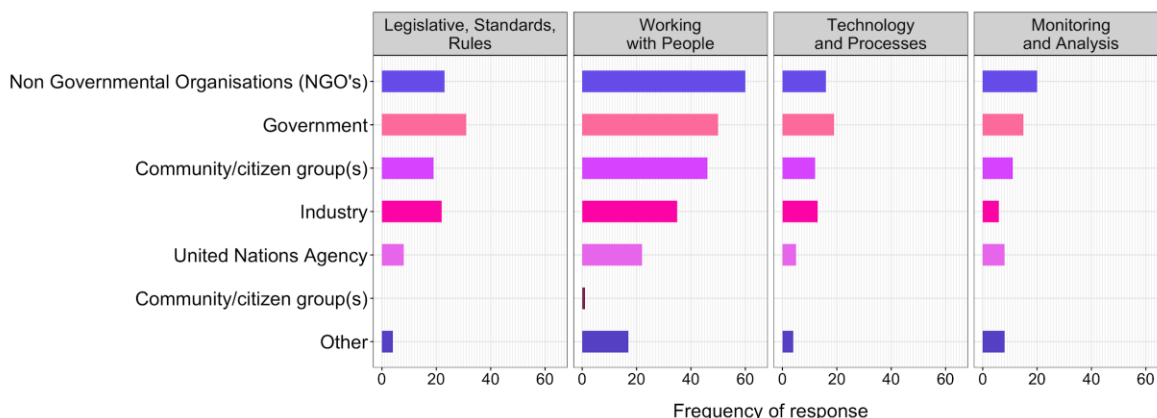


Figure 14: Types of partners involved in the action, by category of action.

46. **Funding:** More than 500 million USD were invested in the actions reported to the stock-taking survey. By **category of action**, 40% of funding was allocated to actions focussing on legislation, standards and rules, 37% to technology and processes actions and 20% to working with people. In contrast, monitoring and analysis received a far lower proportion of funding overall, making up 17% of action reported but receiving 3% of the investment (Figure 15).

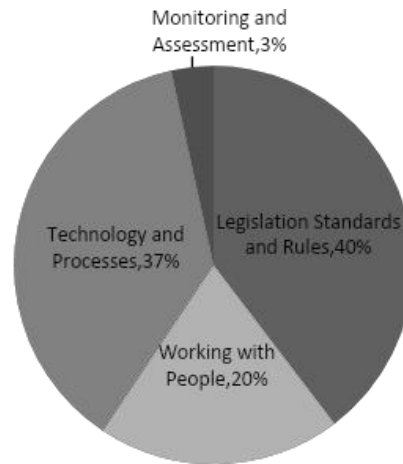


Figure 15: Total amount invested, by category of action (in USD)

47. Working with people's actions also received a smaller share of funding (Figure 15) that was spent on more actions, in smaller (median) amounts (Figure 16). In contrast, technology and process actions were fewer in number (15% of reported actions) but received a higher amount per action.

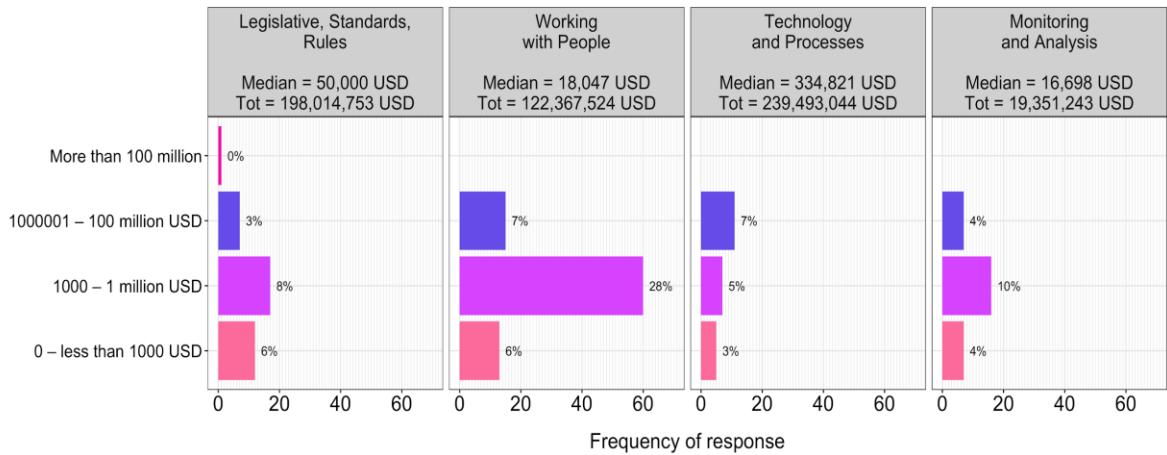


Figure 16: Break down of investment), showing specific investment categories (converted to USD), by category of action (43 actions did not report).

48. Public finance played an important role in funding the actions reported and provided more funding (Figure 17), but private sector finance and voluntary donations also contributed (Table 4). It is important to note that projects often received funding from a combination of private and public funds.

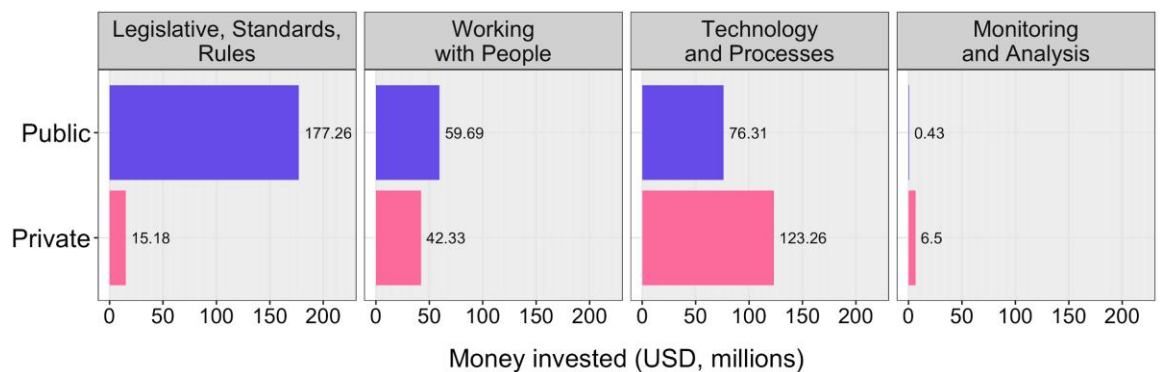


Fig 17: Total investment by sector and category of action.

	Legislative, Rules Standards	Working with People	Technology and Processes	Monitoring and Analysis	Total
Crowdfunding	1	6	1	1	9
Voluntary donations	8	25	6	4	43
Public Financing	25	39	15	12	91
Private Sector	5	35	11	5	56
Mixed	7	14	8	3	32
All of the Above	0	2	3	1	6
Not Applicable	10	5	3	7	25
Other	1	16	2	8	27

Table 4: Funding types by category of actions (Respondents were asked to choose all that applied).

49. Looking more closely at the **sector** sources of funding, the private sector funded 62% of working with people actions which went towards a awareness raising activities (33/35 actions) and education (25/35). The private and public sector invested in a similar number of technology and process actions, and the private sector provided more funding overall for this category of action, funding fewer but more expensive technology and process actions (Figure 18).

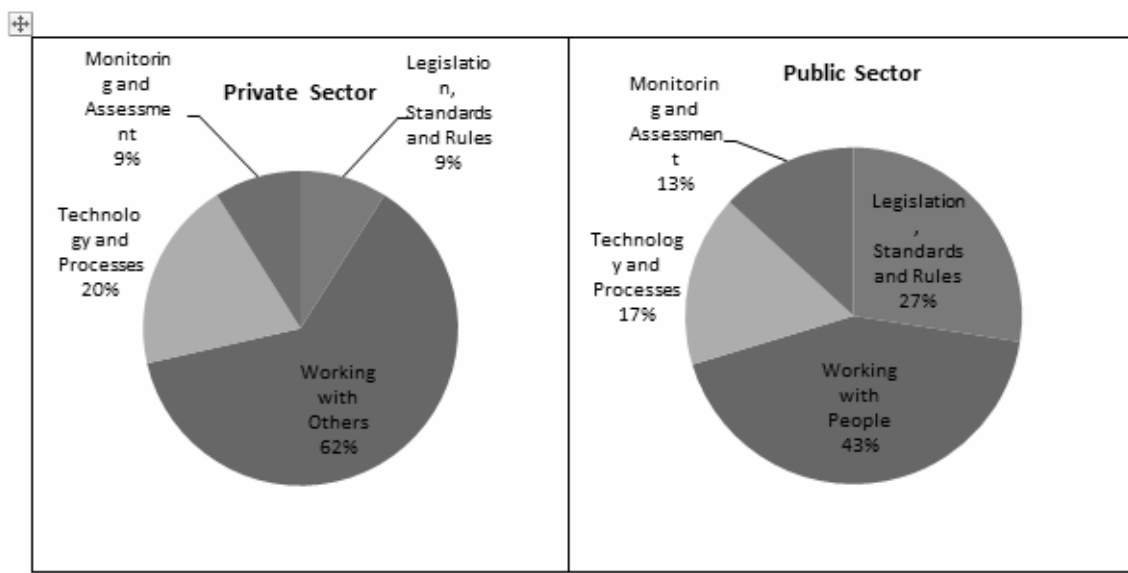


Figure 18: Private sector and Public Sector investment by category of action (frequency of actions reported)

50. By **lifecycle phase**, more actions were funded by private and public sector financing during the end of the lifecycle phases (use/consumption, collection, management, clean up, see the top of the graph, Figure 19) and on management of waste plastic, rather than during the earlier phases of the lifecycle. Many actions that targeted consumption and use were funded through public sector financing (Figure 19).

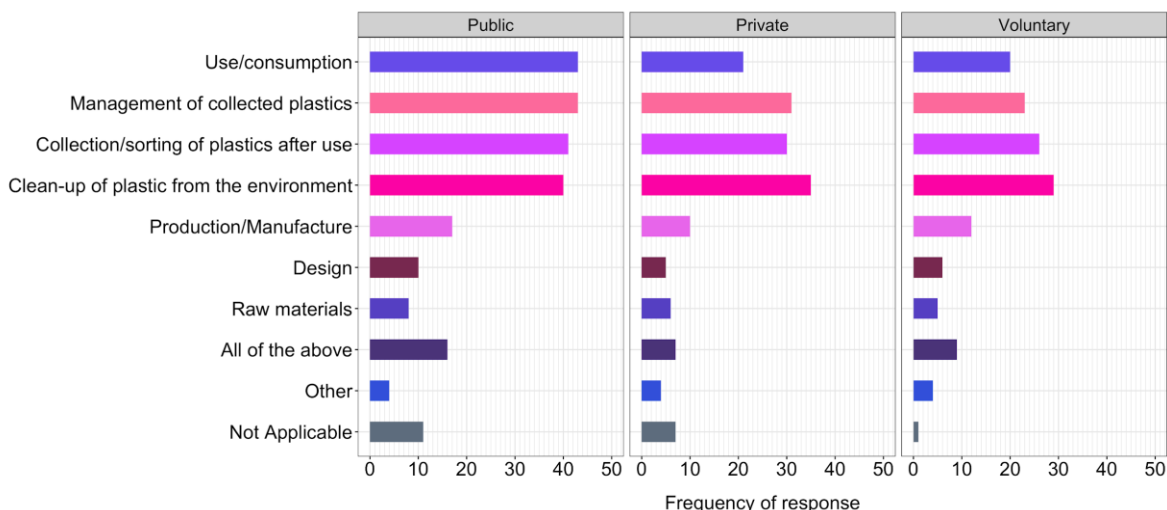


Figure 19: Funding type by lifecycle phase (numbers of actions).

51. Twenty two out of 35 ‘working with people’ actions, were clean ups of the environment and were funded by the private sector (as can be seen in Figure 20). In contrast, four actions that received private sector finance targeted raw material and four targeted the design phase (Figure 20).

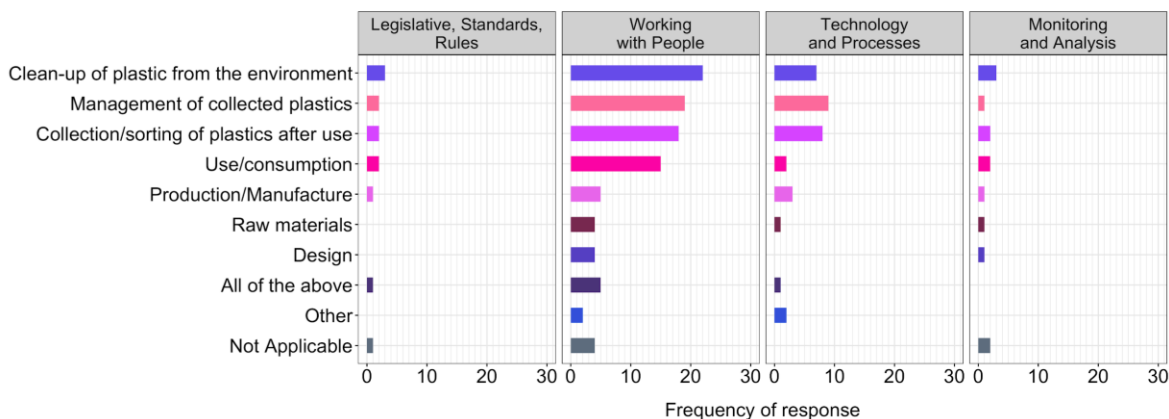


Figure 20: Numbers of Actions financed by Private Sector Finance, by Lifecycle Phase.

52. Additionally, Figure 21 shows the numbers of actions targeting different sectors, by type of funding. Tourism, the food and beverage sector, Fisheries, Packaging and Waste management sectors attracted the highest numbers of actions. Finally, private sector funding tended to support sub-national actions whereas public sector funding supported national actions most frequently (Figure 22). For further analysis of funding please see UNEP/AHEG/4/3.

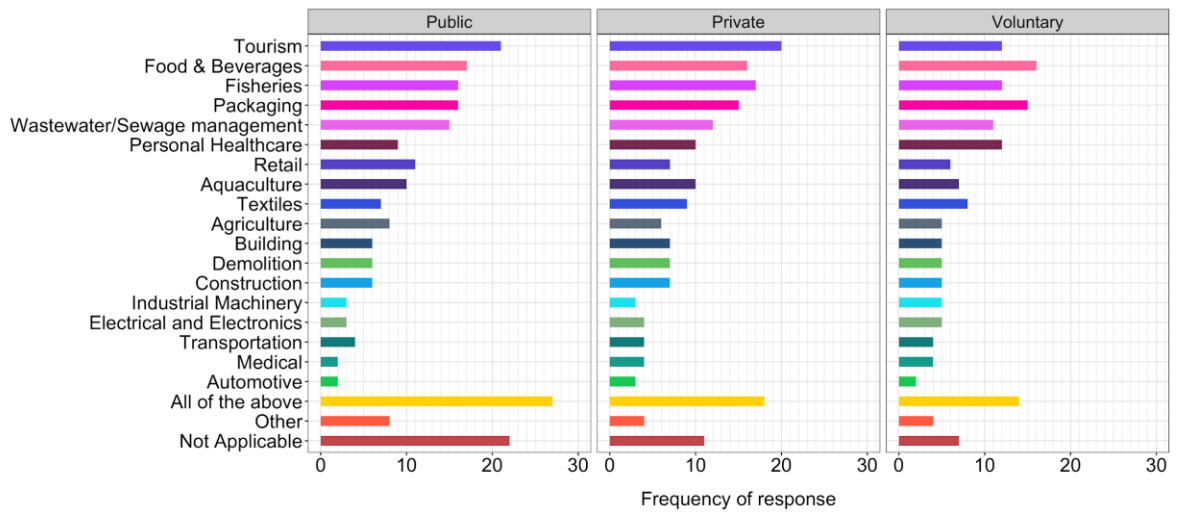


Figure 21: Numbers of actions targeting different sectors, by type of funding.

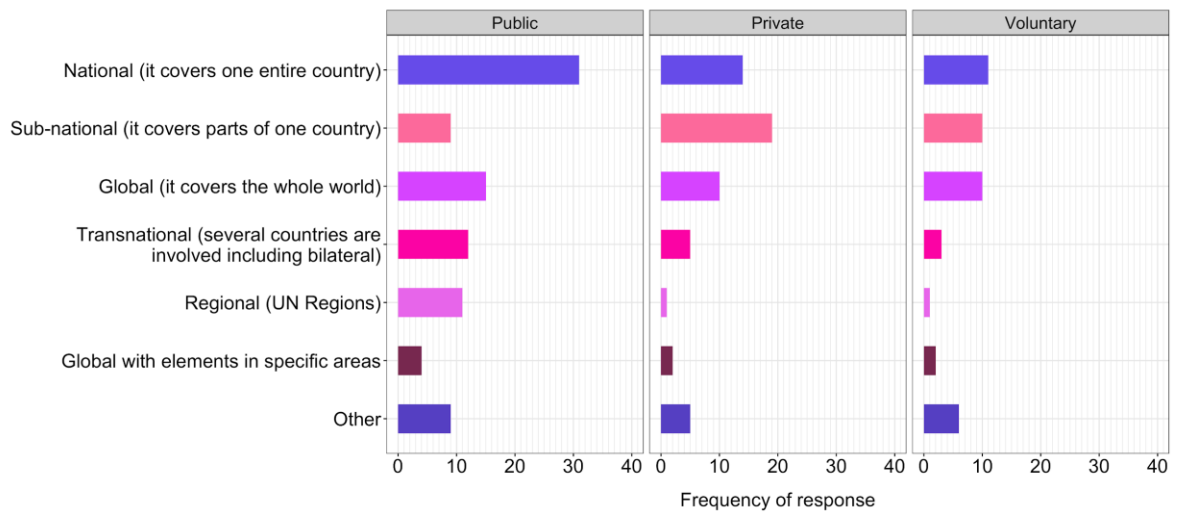


Figure 22: Number of actions by type of funding, by geographic zone.

Impacts

53. Actions mostly targeted human health, marine organisms, biodiversity and ecosystem services. Food chains and economics/trade are impacts that were less well targeted (Figure 23). Impact evaluation (social, economic, environmental) was more frequent as part of actions that involved working with people (Figure 24). Across categories of actions, environmental evaluation was more frequently reported than social or economic evaluation.

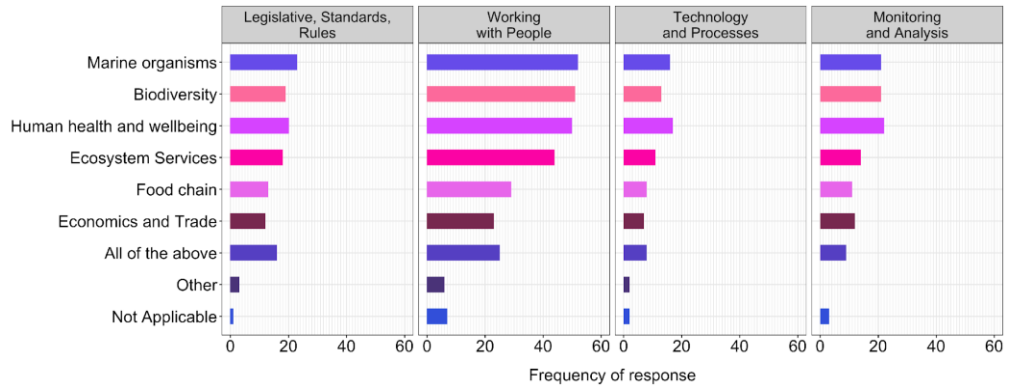


Figure 23: Types of impacts or harms that the action is related to. (Respondents were asked to choose all that applied).

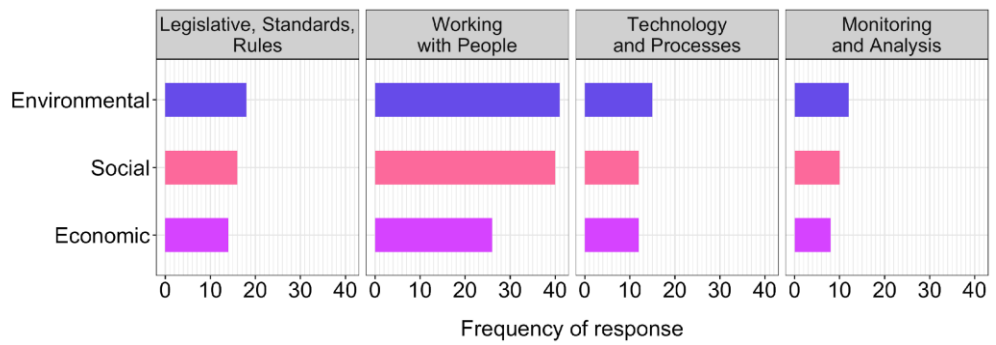


Figure 24: Types of impacts that are evaluated. (Respondents were asked to choose all that applied and this question was not compulsory).

Reporting and evaluation

54. **Reporting and evaluation:** Actions were reasonably well reported across the categories with 60% of actions on 'legislation, standards, rules', 84% of actions reported on in the 'working with people category, 78% of actions in the 'technology and processes' category, and 70% of actions in the monitoring and analysis action (Table 5). The reason actions were not reported on were because there was no reporting mechanism (n = 8), it was voluntary (n = 2) and there was not enough resource to support reporting or it was too effortful (n = 7).

	Legislation, standards, rules	Working with People	Technology & Processes	Monitoring & Analysis
Total Actions per Main Category (n = 158; respondents were asked to select one main category)	53	97	33	37
Yes, we report on the action	32 (60%)	81 (84%)	26 (79%)	26 (70%)
No, we do not report on the action	11	7	2	0
Reporting not applicable	10	9	5	11
Yes, outcomes are evaluated*	25 (47%)	56 (58%)	17 (51%)	17 (46%)
No, outcomes are not evaluated	8	21	2	5
Not App/Other comments on evaluation	20	20	14	15
Do you have specific indicators of success *(15 missing data sets)	24 (45%)	48 (49%)	21 (63%)	17 (46%)
If outcomes are being assessed.....				
Outcomes will be assessed once when the action is finished* (5 of evaluated i.e 8/25)	8 out of 17 32%	27 out of 45 48%	6 out of 11 35%	7 out of 13 41%
Outcomes are being assessed at regular intervals throughout*	22 88%	46 out of 49 82%	15 88%	13 out of 14 76%
Outcomes will be compared to a baseline measurement*	14 out of 17 56%	21 out of 41 38%	9 out of 12 53%	9 out of 11 53%
Outcomes will compared to other sites or actions*	7 out of 17 28%	15 out of 39 27%	6 out of 10 35%	8 out of 11 47%
Evaluation will be undertaken by an independent organization*	8 out of 21 32%	18 out of 55 32%	7 out of 16 41%	6 out of 15 35%

Table 5: Reporting and Evaluation, by category of action.

55. **Evaluation:** Within all categories, approximately 50% of actions we reported as being evaluated (See: 'Yes, outcomes are evaluated' in Table 5). Of those actions being evaluated, around 80% were being evaluated at regular intervals, around 40% were assessed at the end of the activity. Between 56% and 38% of actions had baseline measures which they were evaluating against. Approximately a third evaluated their action by comparing to other sites or actions and approximately a third of actions were assessed independently. 86% of actions expected that their impact will be evident in less than 10 years. However, the legislation, standards and rules category of action had significantly more actions with a longer time before expected impact (more than four years) (see Table 6). Around 50% of actions had specific indicators of success. These were identified most often as amounts of plastics waste captured (e.g. number of or a amount of plastics according to type). However, other indicators included: the clean coast index, number of schools establishing clubs or initiating new waste collection programmes, number of personnel trained, number of downloads of documents and citations.

--	--	--

Impact Time	Type of Action				
	Legislation, standards, and rules	Working with People	Technology and Processes	Monitoring and Analysis	
Immediately	11	26	13	11	61
In 1 to 3 years	22	39	14	18	93
In 4 to 10 years	15	13	4	3	35
More than 10 years	1	3	0	1	5
Not Applicable	3	10	2	4	19
Other	1	6	0	0	7
Total	53	97	33	37	

Table 6: Contingency Table showing length of time for impact to be evident between different categories of action.

56. Respondents were asked to comment on whether actions had unintended consequences (positive or negative) or co-benefits. There were many co-benefits reported for the actions (Figure 25). Some of the co-benefits identified were health benefits, knowledge transfer, biodiversity, better employment and wages for workers (for example at ports), creation of coalitions and partnerships, increases in social/community actions.

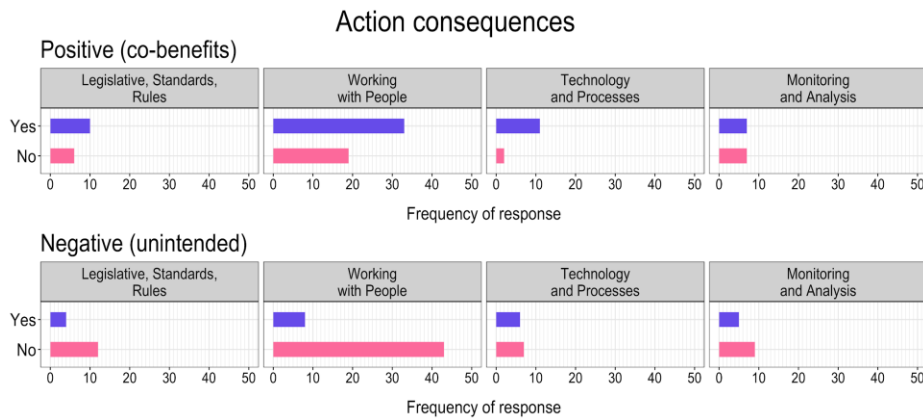


Figure 25: Action consequences, by category of action.

Chapter 3: Results of the Narrative Submissions

Chapter 3 provides an overview of information submitted to the stock-taking through narrative submissions. Narrative submissions were an alternative form of submitting to the stock-taking. This used the same method of reporting on ‘policies, plans and measures’ as developed by the Group of Twenty Implementation Framework. Narratives were analysed qualitatively and results are presented here.

Chapter Subsections

Overview of narrative submissions to the stock-taking exercise

Narrative submissions – Methodology

Corpus of submissions

Analysis

Results: Narrative submissions

Results: Policy frameworks and measures

Results: Achievements and best practice

Overview of narrative submissions to the stock-taking exercise

57. The stock-taking survey data is a first attempt to categorise and characterise current actions using more quantitative data. However, it needs to be seen in the context of the more narrative submissions. The narrative submissions were enabled in response to the request of the expert group from the third ad hoc open-ended on marine litter and microplastics to, ‘... invite voluntary contributions to the stock-taking exercise through the survey tool or through other submissions, such contributions need not be exhaustive and may address any activity considered relevant by respondents; capture a wide range of activities, bearing in mind that the exercise will not be exhaustive’¹⁴.

Narrative submissions - Methodology

58. Narrative submissions followed the same method of reporting as developed by the G20 Ministerial Meeting on Energy Transitions and Global Environment for Sustainable Growth. In June 2019 their Implementation Framework outlined how to share information on ‘policies, plans and measures’ to be taken ‘or in line with G20’s 2017 Action Plan on Marine Litter’. The same document template (see Appendices) were adopted for the narrative submissions in order to align with other reporting methods, aid comparability and avoid duplication of efforts. This used a document template that separated reporting into four headings: Policy Frameworks, Measures, Achievements and Best Practice.

59. The overall methodology, including for recruiting submissions, is described in chapter 1 under the heading ‘Stock-taking Methodology’. Narrative submissions were inputted to the stock-taking via the papersmart¹⁵ web portal between the dates of 18 December 2019 and 31 July 2020. The aim of the narrative submissions was to provide information on actions by governments, regional and global instruments, international organisations, the private sector, non-governmental organizations and other relevant contributors to reduce marine plastic litter and microplastics with the aim of the long-term elimination of discharge into the oceans.

¹⁴ https://papersmart.unon.org/resolution/uploads/aheg_3_outcome_document_0.pdf

¹⁵ <https://papersmart.unon.org/resolution/stock-taking>

Corpus of Submissions

60. Sixty-three submissions were received by 31 July 2020. These were received from 26 Member States, 24 Major Groups and Stakeholders, 11 UN entities and 2 IGO’s (See Appendices for full list of submissions). Additionally, updates to submissions made directly to the G20 Implementation Framework since 2018¹⁶ were harvested, resulting in 13 further submissions¹⁷.

Analysis

61. The submissions were analysed using a content analysis methodology. Narrative submissions were uploaded to the NVivo software package. To be able to report the progress made by the submitting organisations, the emphasis of the methodology was on coding, categorising and reporting in a manner which wherever possible, remained close to the text of the original submissions. Narrative submissions were read, coded and using three methods: Using codes emerging from the activities reported in the submissions (e.g. Policy names, new initiatives); Using codes taken from the cross-cutting themes from the online survey questions (e.g. global scope, partnerships, lifecycle phase); and narrative submissions to the G20 Report on Actions against Marine Plastic Litter¹⁸.

Results: Narrative submissions

62. Results from the narratives analysis are presented to portray the progress made since January 2018 towards the long-term elimination of discharge into the oceans. Areas of progress are described using the categories of:

- Policy Frameworks and Measures
- Achievements and Best Practice

Results: Policy frameworks and measures

63. The template submissions firstly provide details of the **Policy Frameworks** used. Results from submissions made by Member States and UN entities show that Member States continue to update and develop their legislation, policies, standards, rules and strategies on marine plastic litter. National framework developments are frequent. Table 6 provides a summary of the category of policies ratified since 2018. The European Union’s (EU) Marine Strategy Framework Directive (MSFD) was a more frequently referenced framework (referred to in nine Member State submissions) for European ministries. Currently the EU directives are translated into national policy. New policies also relate to waste management, action plans, monitoring, roadmaps and resource circulation.

Member State	Policy Frameworks Since Jan 2018	Waste	National/ National Action Plan	Reduce: Single Use	Roadmaps	Resource Circulation	Targets
Australia	National Waste Policy (2018),						

¹⁶ <https://g20mpl.org/>

¹⁷ (For current status of submissions see <https://papersmart.unon.org/resolution/stocktaking-submissions>) and <https://g20mpl.org/>.

¹⁸ https://www.env.go.jp/en/water/marine_litter/pdf/112576.pdf

Brazil	National Plan to Combat Marine Litter (2019)						
Croatia	Regional Plan for Marine Litter Management in the Mediterranean adopted (Dec 2019) from Barcelona Convention						
European Union	EU strategy for Plastics in a Circular Economy (2018)						
	EU Directive on Port Reception Facilities for the delivery of waste from ships (2019)						
	European Single-Use Plastic Directive (July 2019)						
Finland	Reduce and Refuse, Recycle and Replace – A Plastics Roadmap for Finland (2018)						
	Updated status assessment of the Finnish marine environment (2018)						
France	Biodiversity plan: Target – “0 plastic reaching the sea in 2025” National Roadmap against Marine Litter 2019-2025, Pending law on circular economy with a chapter devoted to plastics.						
Germany	The Federal Environment Ministry’s five point (November 2018) plan for less plastic and more recycling.						
Indonesia	Indonesian National Policy and Strategy on Solid Waste Management 2018-2025						
	Presidential Regulation No 15 2018 Citatum River Pollution and Degradation						
	Waste to energy projects (2018)						
	National Plan of Action for Combating Marine Litter 2018-2025						
Indonesia	Solid Waste disposal Support Fund (2019)						
Japan	National Action Plan for Marine Plastic Litter (formulated May 2019).						
Republic of Korea	The 3rd National Marine Litter Management Plan (2019-2023) (2019)						
	Framework Act on Resources Circulation (2018)						
	The 1st National Resource Circulation Plan (2018-2027) 2018						
South Africa	Western Indian Ocean Regional Action Plan on Marine Litter (2018).						
Russia	Russia National Project “Environment” (approved in 2018 by the Russian Government).						
Thailand	20-Year Pollution Management Strategy: Roadmap to tackle plastic waste 2018 – 2030.						
	Pollution Management Plan 2017-2021,						
	Master Plan on Waste Management 2016-2021, Plastic Debris Management Plan						
United Kingdom	Added to 25 year environment plan (January 2018) to include bans on plastic drinking straws, cotton buds and stirrers and plastic bag charges.						
	December 2018 Resources and Waste Strategy						
	British-Irish Council 2019 action on marine litter.						
	DFID Waste Pilot Programme and Technical Assistance Facility (TAF) Pilot June 2018 - 2021						

Table 7: Examples of Post 2018 Policy Frameworks Developments

64. Actions since January 2018 describe strategies towards the long-term elimination of discharges into the oceans. Strategies have focussed on:

(a) Preventing and **reducing plastic waste** or inputs of plastic litter such as plastic packaging into the environment. UNEP, the Netherlands and the Caribbean have a litter strategy aimed at preventing litter ending up in the marine environment

(b) Approximately 30 submissions reported the introduction of **bans** instigated on waste plastic, paper, glass and tyres, single use (disposable) products, on single use plastics (bags and straws, budsticks for example) and/or microplastics (microbeads in cosmetics, for example). From January 2018, for example, France forbid cosmetic products for exfoliation or cleansing containing solid plastic particles. Guyana agreed in 2018 its intention to institute a ban on the importation, manufacture, distribution and use of single use plastics, with effect from January 2021. This will target plastic carrier bags, straws, cups, plates, spoons, forks, knives. Thailand established a ban on single use plastic bags that started January 2020. The Netherlands under the Single Use Plastics (SUO) EU Directive started the process to restrict the use of intentionally added micro plastics in 2018. The Danish national plastic action plan sets out 27 initiatives such as a ban on handing out free carrier bags and a ban on non-degradable shot wads.

(c) **Microbeads and Microplastics:** The EU Plastics Strategy 2018 for example, restricts the use of intentionally added microplastics. The German strategy provides for the modification/substitution of products in a comprehensive life cycle approach and avoiding the use of primary microplastic particles.

(d) **Waste management** was mentioned by 50 entities from Member States and UN entity categories. For example, the Belgian (Flemish) action plan focusses on all sources of waste, land, shipping, offshore activities, aquaculture, rivers, waterways and ports, plastics and microplastics and beach litter. The Netherlands submission explained the enhancement of management of land-based source to build waste filtering curtains at rivers and estuaries, for example. Italy for example, reported the signing of agreements for the management of waste found on the seabed of ports and marine protected areas. Thailand set up the 20-Year Pollution Management Strategy: Roadmap to tackle plastic waste 2018 – 2030.

(e) Targeting **rivers and waterways:** In the Philippines, for example, the National Plan of Action DENR Clean Up Manila Bay targets waterways, discharges from houses, repair to sewer lines, solid waste management and the clean-up of polluted water bodies that drain into Manila Bay.

(f) Seven submissions specifically referred to **EPR (Extended Producer Responsibility)** schemes. These entail plans to take action at each stage of the product life cycle to encourage producers to take more responsibility for the environmental impact, reduce demand for single use plastic and make recycling easier.

(g) Twenty-five submissions referred to taking a **Circular Economy** approach: For example, the EU strategy for Plastics in a Circular Economy (2018), The Formulation of Resource Circulation Strategy for Plastics (2019). Japan Plastic resource circulation involves building a domestic resource circulating system that responds to bans on waste import by Asian countries. It also aims to reduce the dependence on non-renewable resources, replace them with renewable resources, and collect and reuse the resources used (taking into account economic and technological possibilities). The main focus includes thorough reduction; effective, efficient and sustainable recycling; promotion of recycled materials and bioplastics use; marine plastic countermeasures; international deployment; and infrastructure development.

(h) **Waste from Ships:** The European Directive on Port Reception Facilities for the delivery of waste from ships (2019) has been transposed into national programmes. For example, the Finnish strategy seeks to make the reception of waste as efficient and user-friendly in all ports. Measures relating to lost and abandoned fishing nets and gear are included in the German strategy, for example. The Spanish Marine Litter 2016 – 2021 Strategy, as an example, falls in line with the European Directive.

(i) **Fiscal incentives or disincentives** were reported in 11 submissions from Member States and UN entities, with incentives for local governments, rewards systems for fishing/shipping communities based on their voluntary efforts to address marine debris (Republic of Korea) and tax incentives for the avoidance of plastic in packaging (Germany, Guyana).

(j) **Capacity building** was mentioned in 46 submissions. Education, awareness raising, workshops, conferences, behaviour change, information campaign, community engagement, citizen science, creative industries, stakeholder engagement and citizen science projects were reported widely with many exemplars of citizen science. For example, France offers a citizen science platform on marine litter, to identify category of marine litter. In New Zealand a citizen science programme helps the public to record details of litter through a Marine Debris tracker. This effectively allows for the public to be involved in monitoring, see the results of work and fill data gaps. There is also a citizen science project in New Zealand, to sample and analyse plastic in urban streams. At the Mississippi River, another citizen science project is enabling a rich picture of the extent, type and brand of plastic litter along the river. Marine litter is becoming an element in learning goals, teaching plans and materials as explained in the Germany submission.

(k) In terms of the **environmental zone and the lifecycle phase**, clean up at the shorelines and beach cleans continue, along with actions taken on land (including waste management and recycling) and at rivers to reduce the discharge of marine plastic litter towards the ocean.

(l) **Monitoring** had 32 mentions in relation to: 1) the use of monitoring assessments and protocols, 2) harmonisation and development of methods, 3) monitoring at coastlines, and in specified hotspots.

(m) Analysis of the submissions show that 14 submissions mentioned measures involving **biodegradable plastics**. These submissions reported laws and regulations (governing for example, waste disposal in the Maldives) or fiscal measures to incentivise the use and importation of biodegradable plastics (e.g. in Guyana). There is also a focus on knowledge acquisition. For example, the United Kingdom launched a call for evidence to examine the demand and benefits of the development of standards for bio-based and biodegradable plastics as well as to better understand their effects on the environment. Guidelines for the use of biodegradable products have been produced (e.g. Iran, and Ethiopia). Similarly, the Food and Agriculture Organization (FAO) is developing 26 case studies of sustainable bio economy interventions providing policy makers with guidance and lessons learned when implementing bioeconomy activities and the UNEP Mediterranean Action Plan is addressing and clarifying misconceptions on biodegradability of certain plastics. Several countries report on how the private sector/market forces have responded to their bans on plastic products by providing biodegradable alternative products (Eritrea, Trinidad and Tobago) and how they are engendering a culture of using biodegradable products (Mexico). Finally, some countries have focussed on a specific sector such as expanding the use and performance of biodegradable fishing gear (Korea).

Results: Achievements and best practice

65. Whilst policies and measures are ongoing, achievements and best practice tend to look back in time and provide learnings for others. The narrative submissions included reports on achievements and best practice. Clean-up activities were widely reported, along with actions which contribute to the knowledge base and which engage with private sector and other national partners. Notably achievements were cited in terms of quantifiable amounts of plastic waste which had been recovered, recycled or collected and therefore avoided discharge to the ocean. Bans on single use products were widely reported as achievements. Awareness raising actions were also given as examples of achievements offering the opportunity to learn from these as case study exemplars (see example Case Studies). The publication of guidelines, protocols, technical papers were also cited as examples of achievements. Increases in funding were reported too, for example 20 million USD funding for the removal, prevention and research initiatives in the United States.

66. **Best Practice.** Not all countries and submissions contributed a response to the Best Practice section of the G20 template. However, those who did, provided very useful insights, and the value of these insights is in cross-referencing for common themes. Suggestions ranged from how to run campaigns and activities; running clubs/school activities, to suggestions for activities (a Refill Revolution to promote reuse and refill), to how to build a campaign around a forthcoming ban on products so that all stakeholders are involved, communicated with, aware and enabled. Some entities in particular provided detailed narratives of their learnings, for example on the benefits of citizen

science programmes, where for instance, data on quality and quantity of clean ups can be collated, guidelines shared, and links made between NGO's and interested members of the public.

Final Summary

67. In 2019, UNEP/EA.4/Resolution 4/6 on Marine Plastic Litter and Microplastics requested the expert group to: ‘Take stock of existing activities and action by governments, regional and global instruments, international organizations, the private sector, non-governmental organizations and other relevant contributors to reduce marine plastic litter and microplastics with the aim of the long-term elimination of discharge into the oceans.’ The stock-taking exercise was prepared in order to gather information about ongoing and planned activities, since January 2018, taken by stakeholder groups that address marine litter and microplastics directly and indirectly. The results of the stock-taking describe those actions self-reported to the stock-taking (narrative or survey). It is a snapshot in time and not exhaustive.

68. Additionally, the results are visualised in the online repository and dashboard (survey results only) as a tool to inspire others to act and as a way of sharing ideas and innovations.

69. A series of graphics have presented the results of 220 submissions to the online survey, by categories of actions taken and across a series of cross cutting themes pertaining to the long-term elimination of discharge into the oceans. Most frequently actions involved Working with People and Legislation actions. Actions tended to target the clean-up and consumption end of the plastic lifecycle with fewer actions reported to prevent plastics discharging to the ocean or that ‘turn off the tap’ by addressing design of products or raw material design. Monitoring actions were frequent at the shoreline and that data is available to share and freely available, but many different monitoring protocols were in use. Actions reported were most frequently national or subnational in geographic scope. Actions that target macroplastics were more frequent than those targeting microplastics or additives, with a focus on the food and beverage, tourism, packaging related plastics and fisheries. Many actions involved working with partners and stakeholders. Environmental impacts and related (biodiversity and marine organisms) were reported as the targeted impacts of action as opposed to economic impacts. However, submitters report on multiple co-benefits (including economic) that accompany taking action.

70. Narrative submissions reflect the ongoing strategies to reduce plastic waste, with waste management featuring in submissions. There have been bans on products associated with plastic waste, predominantly single use items, as mentioned in almost half of the submissions. New Extended Producer Responsibility schemes were described in a small number of submissions. Capacity building schemes were described, with many examples of citizen science projects which offer an opportunity to engage with communities, but also connect interested parties and enable data collection. Monitoring was frequently undertaken at the shorelines, with work focussing on the use of protocols and their harmonisation. The focus from the narratives around the use and development of biodegradable plastics is on the knowledge base and understanding of their environmental effects. Less frequently mentioned were innovation actions, actions at rivers and waterways, actions that promote a circular economy approach and some specific sectors, such as aquaculture.

Comment on different submission methods.

71. Submissions were made using the G20 Template. Some entities did not use the G20 framework but submitted other documentation related to actions taken to reduce marine plastic litter and microplastics with the aim of the long-term elimination of discharge into the oceans. Submissions did not always make clear which actions were new since January 2018 and further analysis and interrogation will be needed to be certain of developments since January 2018. Data collection via a survey affords comparability and categorization of actions allowing for some quantitative analysis.

Opportunities

72. The online survey builds on the stock-taking activities listed above. It invited submissions from all type of entities, from Member States to smaller entities. Responses to the survey can be used to count and plot the types of actions with a level of desirable detail, e.g., where in the lifecycle, the target, from source to sea, sector of industry etc. The stock-taking, as explained in this report, details and relies on those actions self-reported to the exercise and is not exhaustive. Frequency counts are provided as information in this report but should not be used to compare one factor against another

factor, for example. Entities are likely to differ in their ability (in terms of size, expertise and funding) to take certain actions, for example, and this difference will be reproduced in some frequency counts. In line with the mandate, the results present the description of results and so all actions have been given equal weighting.

73. There have been different efforts to collate and ascertain the actions and activities taken globally towards the long-term elimination of discharges into the oceans, to reduce marine plastic litter and microplastics. The Basel Convention collated the actions and activities undertaken by the Basel Conventions regional and coordinating centres and the Stockholm Conventions regional and sub regional centres (May 2018). The G20 countries reported on their actions and activities (reported in November 2019) and the Partnership on Plastic Waste commissioned a collation of activities (resulting in a report on 138 activities). Further discussions could be undertaken to explore ways of approaching data and information collection in synergy as well as how to present various types of information going forward.

Thank you to all participants for their invaluable submissions

Lead University

University of Plymouth

Dr Julie Goodhew
Prof Sabine Pahl
Francesca Tiroto
Prof Richard Thompson

Acknowledgements to partner universities:

Universidade de São Paulo

Professor Alexander Turra
Bianca Gabani Gimenez
Maria Eugênia Fernandes Freitas
Natalia de Miranda Grilli

Western Philippines University

Dr Lota Creencia
Dr Hernando Bacosa
Czarina Santiago
Sonny Philip Habal

University of Ibadan

Dr Taiwo Babatunde Hammed
Oyewale Morakinyo
Victoria Abimbola
Oyeladun Wasiu

Univerza v Ljubljani

Dr Gabriela Kalčíkova

APPENDICES

Appendix 1: List of Entities who Submitted to the Online Survey (Entities could add more than one action).

"Alliance" for the Protection of Biodiversity
ABIPLAST
African Council of Religious Leaders-Religions for Peace (ACRL-RfP)
Amanco Wavin
ASSOCIATION WELFARE TOGO
Buddhist Tzu Chi Foundation Malaysia (Melaka)
California Ocean Protection Council
Canadian Network for Ocean Education
Center for International Environmental Law (CIEL)
City of Helsinki, Finland Environmental protection
Clean Up Kenya
Clever Green Limited
Commission on the Protection of the Black Sea Against Pollution
Coordinating Body on the Seas of East Asia (COBSEA), [Secretariat administered by the United Nations Environment Programme, UNEP]
Dalhousie University, Halifax, NS, Canada
Department of Environment, Morocco
Department of Life Sciences, The University of the West Indies, St. Augustine, Trinidad
Development Inc SAL, Lebanon
Dirección del Parque Nacional Galápagos
Duke University Nicholas Institute for Environmental Policy Solutions
East China Normal University
Ecofriends
Ecoocean
Ecosurf Institute
Environment and Conservation Division Kiribati
European Topic Centre, University of Malaga
Finnish Environment Institute
Fondation pour la Protection de la Biodiversité Marine (FoProBiM)
German Federal Ministry for the Environment
Joint Group of Experts on the Scientific Aspects of Marine Environmental Protection (GESAMP)
Gulf and Caribbean Fisheries Institute
Hakono Hararanga Incorporated
HELCOM - Baltic Marine Environment Protection Commission
Human Environmental Association for Development
India Water Foundation
Institute For Sustainable Development and Research (ISDR) India
Institute of Oceanography and Fisheries, Split, Croatia.
Instituto Curicaca
Instituto Federal Baiano
International Solid Waste Association (ISWA)
International Union for the Conservation of Nature (IUCN)
Intergovernmental Oceanographic Commission of UNESCO (IOC-UNESCO)

Keep Norway Beautiful
 Kenya Maritime Authority
 Marulho
 Medio Ambiente
 Ministry of Environment and Sustainable Development of Colombia
 Ministry of Environment, Cambodia.
 Ministry of Popular Power for Ecosocialism
 Ministry of Sustainable Development and Tourism of Montenegro
 Ministry of the Environment of Ecuador
 Ministry of the Environment, Japan
 Mohammed VI Foundation for the Protection of the Environment
 MoreSe (Plastic Blues)
 National Environment Commission
 National Geographic Society
 Nova Scotia Beach Garbage Awareness
 Oceanographic Institute of São Paulo University
 Oceanographic Institute of University of Sao Paulo
 Office Burundais pour la Protection de l'environnement (OBPE)
 OpenLitterMap
 Plastic Blues.
 Plastic Free Israel
 Plastivida
 Projeto de Monitoramento de Praia da Bacia de Santos/Univali
 Projeto Somos do Mar
 Race for Water Foundation
 Regional Organization for the Conservation of the Environment of the Red Sea and Gulf of Aden (PERSGA)
 Secretariat of the Basel, Rotterdam and Stockholm Conventions
 SHANGHAI RENDU OCENA NPO DEVELOPMENT CENTER
 Secretariat of the Pacific Regional Environment Programme (SPREP)
 State Agency on Environment Protection and Forestry of the Kyrgyz Republic
 Strength in Diversity Development Centre
 Surfrider Foundation Europe
 Sustainable Coastlines Charitable Trust
 The Ocean Cleanup
 The Pew Trusts
 Technical University of Denmark
 The Institute of Environmental Science and Research
 The Sea Cleaners
 United States Environmental Protection Agency
 United States National Oceanic and Atmospheric Administration
 UNDP
 UNEP
 UNESCAP
 UN-Habitat
 UNICEF
 UNICEF Libya
 UNIDO
 United States Agency for International Development
 Universidad Autónoma Metropolitana
 Universidad Técnica de Manabí - Ecuador

Universidade do Vale do Itajaí – UNIVALI
Universidade Federal do Pará (Federal University of Pará)
University of Plymouth, United Kingdom
University of Surrey, Guildford, United Kingdom
Wildlife Conservation Society
Wuhan University of Technology, Hubei, China
University of Montenegro, Institute of Marine Biology
World Wide Fund for Nature (WWF)

Appendix 2: List of Titles of Actions Submitted to the Online Survey

AWARENESS RAISING

Beach cleaning
 "Reducing Ocean Plastic Pollution" Request for Proposal (RFP) Funding Opportunity
 " Closing the Loop Regional Policy Guide and City Case Studies on reducing the environmental impact of cities in terms of marine litter"
 A global policy analysis; and a global scenario analysis of pathways towards stopping ocean plastic pollution
 A study report and proposal to county government on how to address the challenge of plastic bottles in the marine environment
 AB 1884: Straws on Request Law
 Abundancia y Distribución DEL PLASTICO EN UN SECTOR DE LA ZONA MARINO COSTERA DE MANABI-ECUADOR
 Ações de educação ambiental em praias do litoral Norte de Santa Catarina
 ACT Program : a local value chain for plastic waste
 Adopt a coastline
 Analysis of sufficiency of measures on marine litter in the update of the HELCOM Baltic Sea Action Plan
 APEC - Marine Debris Roadmap
 Asia Pacific Day for the Ocean
 Assessment of plastic bag ban in Mexico City
 Assessment of Plastic Footprint Methodologies
 Assessment on sources, pathways and hazards of litter including plastic litter and microplastics pollution
 Atendimento ao público em sala temática de educação ambiental da Unidade de Estabilização de Animais Marinhos da Univali
 awareness about hazards of plastic on environment
 awareness raising
 Awareness raising and collaboration with actors
 Baltic Sea Challenge
 Ban the bottle campaign
 Basel Convention Partnership on Plastic Waste
 Beach cleaning campaign, Libya
 Beach Cleanups
 Beach clean-ups; teaching 3 Rs; raising awareness and personal action of learners and teachers about the sea
 Best practice on the disposal of old pleasure boats
 Beverage Containers Bill
 Bill 152 Plastic Bags Reduction Act
 Birdwatching Reducing the Global Plastic Pollution
 Book: "Lixo nos Mares: do entendimento à solução" (pt)/ "Marine debris: from understanding to the solution" (en)
 California Container Deposits
 California Ocean Litter Prevention Strategy
 Campaign - phasing out problematic single-use plastic items
 Capacity-building
 Caracol beach cleanup
 China's recent action on reducing plastic products
 Clean Cities Blue Ocean (CCBO)
 Clean Coast Program
 Clean Ile aux Oiseaux
 Clean Oceans through Clean Communities
 Cleaning of coastal areas, seabed and mangrove area
 Cleaning the ocean
 Coastal Cleanup 2019
 Coastal Cleanup Week
 Coastal Resource Conservation
 COBSEA Regional Action Plan on Marine Litter (RAP MALI)
 Coleção Didática e Científica de Lixo Marinho - COLIXO/IFBAIANO
 Collect Oceanic Plastics from our coastline
 Collection of discharged wastes
 Comic book: "Mariana e a batalha contra os SuperMacabros: a ameaça do lixo nos mares"(pt)/ "Mariana and the battle against the ghost storm: the threat posed by marine debris" (en)
 Commission for Economic Cooperation (CEC) North American marine litter project
 Community Education
 Community mobilisation for keeping River Ganga clean and plastic pollution free
 Community Recycling Station and Point
 Consciência da Praia
 Conversion of plastics rejects into ROGP

Country laws on plastic bags, straws and foam
 DeFishGear monitoring of marine litter in Montenegro
 Developing the community-based plastic waste management in coastal areas of Ha Long Bay Quang Ninh province
 Development and analysis of a global Plastics Policy Inventory
 Development of a waste study on single-use plastics within the Accommodation Sector in Saint Lucia
 Diagnosis of pollution by marine litter in the Lagoa do Peixe National Park and surrounding municipalities, Brazil
 Diploma in waste and solid waste management
 Effective, Quantifiable Solutions To Address Plastic Leakage From Small Island Developing States
 Elaboration and adoption of the Regional Action Plan on marine litter management
 EnTenda o Lixo (Understand the debris)
 Environmental Education & Plastics Recycling
 Environmental education activities - lectures for graduation students (In Santa Catarina State - Brazil)
 Environmental education campaign using the micro theater and puppet works as communication tools
 Environmental ethics
 environmental protection awareness programme for school children
 Environmental Waste Collection System
 ESCAP 76th Commission theme study
 Espetáculo Mar de Soluções (Sea of solutions Show)
 Establishment of a pilot waste separation facility in Dashtaqar landfill of Ararat region
 Establishment of Extended Producer Responsibility for packaging waste
 Extended Producer Responsibility Project
 FanPLESStic-sea project – Initiatives to remove microplastics before they enter the sea
 Finnish summary translation from 2019 WWF International's report Solving Plastic pollution through Accountability
 Fishing for litter
 Follow-up of the impact of tax on plastic bags and the implementation of Resolution 668 of 2016
 Formulation of policy frameworks
 Formulation of the National Plan for the Sustainable Management of Single-Use Plastics
 From Pollution to Product
 Funded Project: Unpackaging Alameda
 GESAMP Working Group 40 (WG 40): Plastics and micro-plastic in the Ocean
 Gestion des déchets plastiques
 Global Tourism Plastics Initiative
 Grant Programme
 Greening of the Pacific Games Samoa 2019
 H2020 ITN Linnoplast
 HELCOM compilation of information on national activities on ALDFG
 HELCOM Ministerial Declaration 2018
 HELCOM monitoring guidelines for marine litter on beaches
 HELCOM Monitoring sub-programme on beach litter
 Improved submission of marine litter-related and strengthened submission of socioeconomic-related data required for the implementation of selected measures to reduce single-use plastic bags and PET bottles
 Integrated approach towards sustainable plastics use and (marine) litter prevention in Bangladesh
 Interfaith Partnership for Sustainable and Clean Environment in Nigeria/Interfaith Ocean and Land Plastic Litter Initiative
 Interreg Project Preventing Plastic Pollution (PPP)
 Investigating the link between marine litter and mosquito-borne diseases
 Investigate options to ship plastics for recycling
 Launch of communication campaign on phasing out single use plastics
 LEARN Program
 Legislation: Senate Bill 1263, Microplastics Strategy
 Legislative guidance to countries on marine litter, microplastics and single-use plastics
 "Le Programme National des Déchets Ménagers (PNDM)"
 Limpeza de praias
 LIMPIEZA COSTERA EN GALÁPAGOS
 Litter Intelligence: Data, Insights and Action
 Local and regional capacity building to facilitate national action to control plastic pollution
 MAKE LOME PLASTIC FREE
 MARELITT Baltic – Reducing the impact of marine litter in the form of derelict fishing gear in the Baltic Sea
 Marine debris action planning
 Marine debris beach survey
 Marine debris monitoring and assessment
 Marine debris prevention activities – education and outreach
 Marine debris removal activities
 Marine Environment Planning and Management

marine litter risk assessment method development
 Marine Plastic litter
 Measures taken
 MedBioLitter: an open database on marine litter and biodiversity science
 Meriroskahaaste
 Microplastic at an Atlantic Amazon sandy beach
 Mingas por el Mar Foundation
 Monitoring and evaluation
 Monthly trash cleanup, Kenya
 MOVIMENTO PLÁSTICO TRANSFORMA (PLASTIC MOVEMENT TRANSFORMS)
 Municipal Waste Recycling Program
 My Step Charitable Foundation
 National Campaign
 National Ecosocialist Technical Tables
 national plastic pollution assessments using a common methodology
 National Recyclable Solid Waste Collection Project (iCARE project)
 National roadmaps for Low Carbon and Resource Efficient Accommodation
 Networking
 New Plastics Economy Global Commitment led by the Ellen MacArthur Foundation in collaboration with UNEP
 New Zealand Plastic bag ban
 Nordic Coastal Clean Up
 Nova Scotia Beach Garbage Awareness
 Official Beach clean up - Volvo Ocean Race Itajaí Stop Over
 OpenLitterMap - High Quality Open Citizen Science Data
 OUR COAST IS DYING
 Palestras de educação ambiental, voltadas para a conservação dos ecossistemas marinhos
 Participação no Projeto Consciência na Praia
 Pellets Zero Program - OCS®
 Plastic banning
 Plastic Blues
 Plastic Free Beaches Action
 Plastic Pacts
 Plastic Smart Cities
 Plastic Waste Management Programme: A Partnership
 Plastics Sectoral Forum – For a Clean Ocean
 Possible measures to reduce releases of EPS and XPS to the Baltic Sea
 Preparation of the legal framework
 Principles for design reducing/ preventing marine litter
 Project "Building knowledge to combat marine litter: the plan of monitoring and assessment of marine litter of São Paulo state, Brazil"
 Project for the recovery of protected areas in the city of Guayaquil, Estero Salado and Isla Santay
 Promotion of innovative solutions
 Promotion of international cooperation
 Proposed actions to address ALDFG in the Baltic Sea
 RAISING AWARENESS AMONGST STUDENTS
 Raising awareness on the state of marine litter around the Port of Lome
 RecycleIt!
 REDE DE COOPERAÇÃO PARA O PLASTICO
 Redeco
 Reduce Marine Litter & Microplastic
 Reducing UPOPs and Mercury Releases from Health Sector in Africa
 Regional Action Action for Sustainable Management of Marine Litter in the Red Sea and Gulf of Aden
 Remix Plastic project - education program
 Research
 ReSource: Plastic
 Review of Annexes I and III to the Basel Convention (hazardous characteristics)
 Rivers Cleanup
 SB 270: Statewide Bag Ban
 SDG 14 Accelerator
 SEA circular - solving plastic pollution at source
 'Sea to Source: Ganges' Expedition
 Second HELCOM Holistic Assessment of Ecosystem Health in the Baltic Sea – Dedicated section on marine litter
 SHARE Program
 Sharing scientific information and knowledge
 shouhuaiianxian2018-2019

Somos do Mar Research
 Sound Chemicals Management Mainstreaming and UPOPs reduction in Kenya
 Street litter/storm water info campaign
 Strengthening of domestic plastic waste management system
 STUDENTS AND AGENDA 2030
 Suape Zero landfill
 Survey in marine litter and microplastics
 Survey of polystyrene foam (EPS and XPS) in the Baltic Sea
 Sustainable procurement case studies on plastic and procurement guidance
 Systems Based Approach to Plastics Management
 Technical assistance activities of the Secretariat of the Basel, Rotterdam and Stockholm Conventions addressing plastics
 TEKONURMI (Artificial turf)
 The flux of plastic debris from major rivers in China
 The Global Partnership on Marine Litter
 THE MANTA
 The National Plastics Roadmap
 The project for “Support for transitioning from conventional plastics to more environmentally sustainable alternatives” in South Africa
 The sea anemone *Bunodosoma cangicum* as a potential biomonitor for microplastics contamination on the Brazilian Amazon coast
 Training of Trainers on monitoring and assessment of marine litter and microplastics
 Trash Amendments to Water Quality Control Plans
 Trash Free Waters
 Trinidad and Tobago Styrofoam Ban
 UFSC sem Plástico (UFSC Plastic Free project)
 UNDP Ocean Innovation Challenge (Global Water and Ocean Governance Support Programme)
 UNEP deliverables under the GEF-funded project (2017-2019): “Addressing Marine Plastics- A Systemic Approach”
 UNEP-IUCN national guidance for plastic pollution hotspotting and shaping action
 Updating the technical guidelines for the identification and environmentally sound management of plastic wastes and for their disposal
 Venezuelan Plastic Corporation (Coveplast)
 Verão no Clima
 Waste fishing nets as reinforcement in concrete
 Waste Wise Cities Campaign
 WasteWise
 Wave of waste show: From visible to invisible dangers
 WELCOME project
 Workshop "Oceano"
 Workshop "Vida Secreta dos Objetos"

Appendix 3: Template for the Narrative Submissions

Template for Country Updating (information-sharing) for the Implementation Framework for Actions on Marine Plastic Litter

<p>1.Name of country and organization(s):</p>
<p>2.Policy framework: <i>(please list relevant policies and plans, including legislations or targets related to marine plastic litter and outline them briefly)</i></p>
<p>3.Measures: <i>(please list measures taken/to be taken and outline them briefly. ✖Please describe in detail a few selected best practices in section 5)</i></p>
<p>4.Achievements: <i>(please describe achievements of measures mentioned above, where applicable and available,with relevant indicators, data or other numerical information)</i></p>
<p>Note: Relevant indicators, data or other numerical information can be included at the discretion of each country, for example: (1) the amount of waste generated, reused, collected, recycled, and properly disposed of; (2) the amount of marine litter cleaned up; (3) the scale of use of innovative technologies and materials including R&D investment; (4) the scale and/or effect of assistance for countries that need technical capacity development including the increased amount of waste properly disposed of. (encouraged to indicate the proportion/elements of plastics and/or microplastics, if available)</p>
<p>5.Best practices: <i>(Please describe a few selected best practices to be shared, among measures described in section 3, in detail)</i></p>
<p>6. Further information: <i>(Please indicate further detailed information, if any, e.g. name and address of related website, name of published reports and materials)</i></p>
<p>7.Contact details: <i>(Please specify name and email address)</i></p>

Appendix 4: Narrative Submissions

Narrative Submission received between December 2019 to 31 July 2020	
Member States	Argentina Belgium Canada Croatia Denmark Eritrea Ethiopia France Guyana, Islamic Republic of Iran Israel Madagascar Mexico Morocco New Zealand (6 submissions – see below for details) Netherlands Pakistan Philippines Republic of Korea Romania Singapore Sudan Thailand Trinidad and Tobago United Kingdom United States
Intergovernmental Organizations	PEMSEA (Partnerships for Environmental Management in the Seas of East Asia) South Asian Seas (SAS) Region
UN Organizations	UNEP Caribbean Environment Programme (UNEP CEP) Secretariat to the Cartagena Convention based in Kingston, Jamaica (x2 submissions) UNEP/Mediterranean Action Plan (MAP) Barcelona Convention Secretariat United Nations Economic and Social Commission for Asia and the Pacific United Nations Food and Agriculture Organization, Fisheries and Aquaculture Department United Nations Food and Agriculture Organisation (Plastic Soil Pollution) United Nations Food and Agriculture Organisation Fisheries Division United Nations Food and Agriculture Organisation Corporate Services Department UNEP North America Office Mississippi River Plastics Reduction Initiative UNEP North America Office: Assessing the plastic footprint in agriculture World Health Organisation

Major Groups and Stakeholders	<p>Asia-Pacific Economic Cooperation Association Welfare Aquário de Ubatuba – cidade de Ubatuba –SP Birdlife International Brazil – Argonauta Institute for Coastal and Marine Conservation in partnership with the Ubatuba’s Aquarium Brazil – Blue Keepers – By UN Global Compact Network Brazil Brazil - Braskem S.A Brazil, Instituto Sea Shepherd Brasil (Sea Shepherd Brazil Institute) Brazilian Plastic Industry Association – ABIPLAST Cameroon and ICENECDEV (International Centre for Environmental Education and Community Development) Cook Islands - Hakono Hararanga Incorporated Cristalcopto Descartaveis S/A Global Ghost Gear Initiative (GGGI) is a program of Ocean Conservancy, based in Washington, DC, United States. Haiti Cholera Research Funding Foundation Inc ICENEDEV International Council of Chemical Association Investhill Group / African Foundation Minderoo Foundation, Australia MoreSe National Geographic Society Nuclear and Energy Research Institute, São Paulo, São Paulo State University, São Vicente, Brazil University of Santa Cecília, Santos, Brazil OceanCare Ocean Conservancy, Washington, DC, USA. Somalia African Solutions, Somalia</p>
Submissions to the G20 Portal (https://g20mpl.org)	<p>Australia Brazil Canada China European Union Finland Germany Indonesia Italy Japan Republic of South Africa Russia Spain</p>

Appendix 5 - Submissions to the stock-taking after 31 July 2020

Online Survey

Jamaica Environment Trust

Coletivação de Limpeza em Mangues, Praias e Rios de Joinville

Narrative Submission

Consolidated Inputs to CMS: Philippines

Kenya, Ministry of Environment and Forestry